

Barrington Hills Police Pension Fund

Monthly Financial Report

For the Month Ended
April 30, 2013

Prepared by:

Lauterbach & Amen, LLP

Barrington Hills Police Pension Fund

Table of Contents

	Page
Accountant's Compilation Report.....	1-1
Financial Statements	
Statement of Net Position - Modified Cash Basis.....	2-1
Statement of Changes in Net Position - Modified Cash Basis.....	2-2
Other Supplementary Information	
Cash and Investments - Pie Chart.....	3-1
Cash Analysis Report.....	4-x
Cash Analysis Report - Graph.....	5-1
Revenue Report.....	6-x
Expenses - Bar Chart.....	7-1
Expense Report.....	8-x
Member Contribution Report.....	9-x
Payroll Journal.....	10-x
Quarterly Vendor Check Report.....	11-x

Accountant's Compilation Report

May 10, 2013

Members of the Pension Board of Trustees
Barrington Hills Police Pension Fund
Barrington Hills, IL 60110-5199

We have compiled the accompanying modified cash basis statement of net position of the Barrington Hills Police Pension Fund as of April 30, 2013 and the related modified cash basis statement of changes in net position for the four months then ended, and the accompanying other supplementary information as referred to in the table of contents. We have not audited or reviewed the accompanying financial statements and other supplementary information and, accordingly, do not express an opinion or provide any assurance about whether the financial statements and other supplementary information are in accordance with the modified cash basis of accounting.


Management is responsible for the preparation and fair presentation of the financial statements and other supplementary information in accordance with the modified cash basis of accounting and for designing, implementing, and maintaining internal controls relevant to the preparation and fair presentation of the financial statements and other supplementary information.

Our responsibility is to conduct the compilation in accordance with Statements for Standards and Review Services issued by the American Institute of Certified Public Accountants. The objective of a compilation is to assist the management in presenting financial information in the form of financial statements and other supplementary information without undertaking to obtain or provide any assurance that there are no material modifications that should be made to the financial statements and other supplementary information.

Management has elected to omit substantially all of the disclosures, Management Discussion and Analysis (MD&A), and Required Supplementary Information (RSI) required by the modified cash basis of accounting. If the omitted disclosures were included in the financial statements and other supplementary information, they might influence the user's conclusions about the Pension Fund's assets, liabilities, fund balance, revenues and expenses. Accordingly, these financial statements and other supplementary information are not designed for those who are not informed about such matters.

We are not independent with respect to the Barrington Hills Police Pension Fund.

Respectfully Submitted,



LAUTERBACH & AMEN, LLP

Financial Statements

Barrington Hills Police Pension Fund
Statement of Net Position - Modified Cash Basis
As of April 30, 2013

Assets

Cash and Cash Equivalents	\$ 307,281.53
Investments, at Fair Value	
Money Market Mutual Funds	116,172.45
Fixed Income	3,396,729.26
Mutual Funds	2,632,332.54
Total Cash and Investments	6,452,515.78
Accrued Interest	16,073.45
Prepays	225.00
Total Assets	6,468,814.23

Liabilities

Expenses Due/Unpaid	6,122.65
Due to Municipality	57,718.00
Total Liabilities	63,840.65

Net Position Held in Trust for Pension Benefits	6,404,973.58
--	---------------------

Barrington Hills Police Pension Fund
Statement of Changes in Net Position - Modified Cash Basis
For the Four Months Ended April 30, 2013

Additions

Contributions - Employer	\$ 213,414.72
Contributions - Employee	<u>57,090.33</u>
Total Contributions	<u>270,505.05</u>
Investment Income	
Interest and Dividends Earned	36,094.58
Net Change in Fair Value	<u>214,759.77</u>
Total Investment Income	250,854.35
Less: Investment Expense	<u>(8,656.64)</u>
Net Investment Income	<u>242,197.71</u>
Total Additions	<u>512,702.76</u>

Deductions

Administration	14,864.50
Benefits and Refunds	
Benefits	78,795.84
Refunds	<u>0.00</u>
Total Deductions	<u>93,660.34</u>

Change in Position

419,042.42

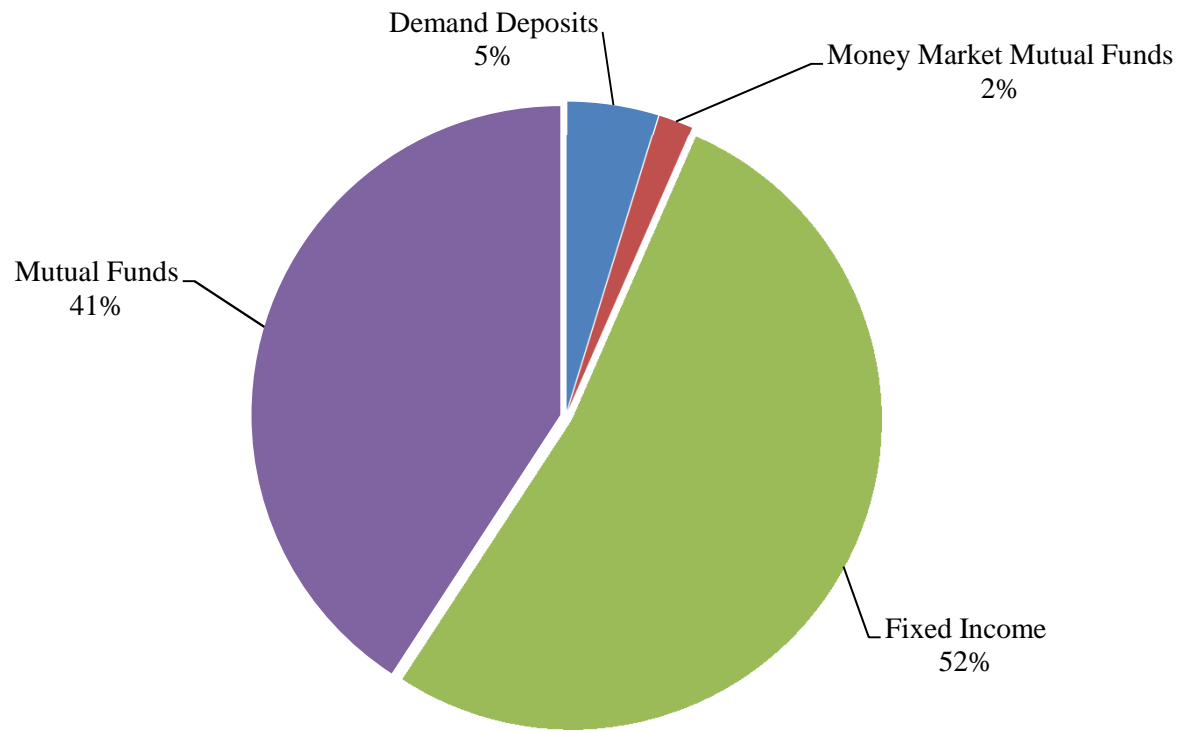
Net Position Held in Trust for Pension Benefits

Beginning of Year	<u>5,985,931.16</u>
End of Period	<u><u>6,404,973.58</u></u>

See Accountants' Compilation Report

Other Supplementary Information

Barrington Hills Police Pension Fund Cash and Investments

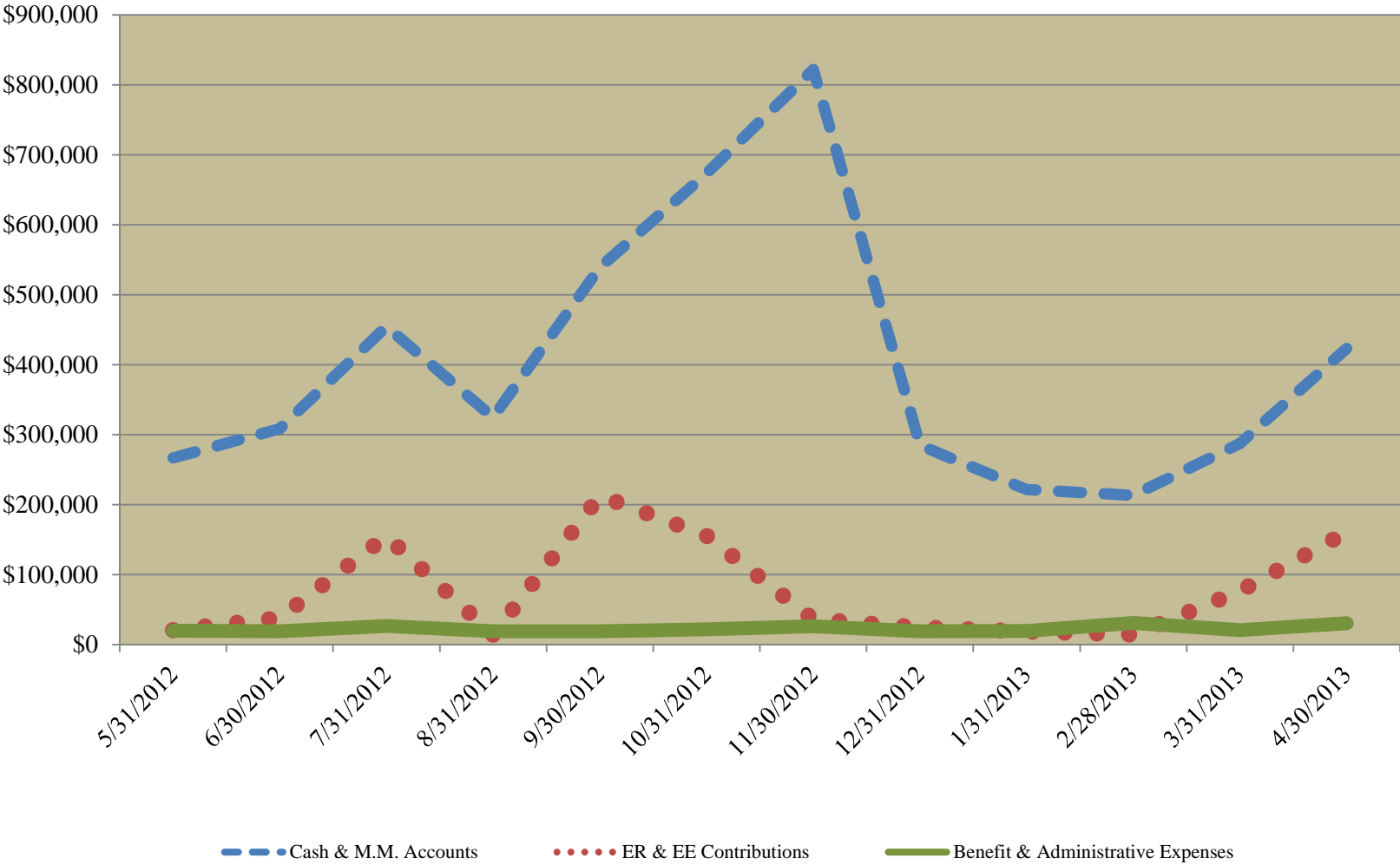


**Barrington Hills Police Pension Fund
Cash Analysis Report
For the Twelve Periods Ending April 30, 2013**

	5/31/12	6/30/12	7/31/12	8/31/12	9/30/12	10/31/12	11/30/12	12/31/12	1/31/13	2/28/13	3/31/13	4/30/13
<u>Financial Institutions</u>	<u>Balance</u>	<u>Balance</u>	<u>Balance</u>	<u>Balance</u>	<u>Balance</u>	<u>Balance</u>	<u>Balance</u>	<u>Balance</u>	<u>Balance</u>	<u>Balance</u>	<u>Balance</u>	<u>Balance</u>
CK - Harris Bank #321-494-7	17,088	17,931	10,593	10,593	10,593	7,203	10,000	10,000	10,000	9,810	9,810	9,810
CK - Illinois Funds #151600005	110,119	103,881	122,867	108,597	124,525	259,239	244,186	122,161	116,395	104,171	98,880	290,266
CK - Illinois Funds Reconciling Items	6,910	31,290	148,029	6,910	104,654	6,910	29,199	6,910	11,636	7,186	68,388	7,206
	<u>134,117</u>	<u>153,102</u>	<u>281,488</u>	<u>126,101</u>	<u>239,773</u>	<u>273,353</u>	<u>283,385</u>	<u>139,072</u>	<u>138,031</u>	<u>121,167</u>	<u>177,079</u>	<u>307,282</u>
MM - Charles Schwab #7469-8825	100,850	117,789	132,311	160,661	258,933	362,285	453,804	44,449	46,918	55,831	73,224	75,696
MM - Charles Schwab #1225-7340	32,030	37,624	40,965	38,186	40,345	37,869	84,978	101,187	36,730	36,537	37,366	40,476
	<u>132,880</u>	<u>155,413</u>	<u>173,277</u>	<u>198,847</u>	<u>299,278</u>	<u>400,154</u>	<u>538,782</u>	<u>145,635</u>	<u>83,649</u>	<u>92,368</u>	<u>110,590</u>	<u>116,172</u>
Totals	<u>266,997</u>	<u>308,515</u>	<u>454,765</u>	<u>324,947</u>	<u>539,051</u>	<u>673,506</u>	<u>822,166</u>	<u>284,707</u>	<u>221,679</u>	<u>213,535</u>	<u>287,669</u>	<u>423,454</u>
<u>Contributions</u>												
Current Tax - Village	7,057	23,983	141,069	-	199,147	141,561	22,288	11,079	4,668	-	62,357	146,389
Contributions - Current Year	13,821	14,217	13,871	13,821	13,821	14,019	13,821	13,821	13,985	14,372	14,223	14,511
	<u>20,878</u>	<u>38,200</u>	<u>154,939</u>	<u>13,821</u>	<u>212,968</u>	<u>155,580</u>	<u>36,109</u>	<u>24,900</u>	<u>18,653</u>	<u>14,372</u>	<u>76,580</u>	<u>160,900</u>
<u>Expenses</u>												
Benefits	19,224	19,224	19,224	19,224	19,224	19,224	19,224	19,224	19,699	19,699	19,699	19,699
Administration	843	-	7,338	-	87	2,797	6,877	-	-	11,541	975	11,005
	<u>20,068</u>	<u>19,224</u>	<u>26,562</u>	<u>19,224</u>	<u>19,311</u>	<u>22,021</u>	<u>26,102</u>	<u>19,224</u>	<u>19,699</u>	<u>31,240</u>	<u>20,674</u>	<u>30,704</u>
Total Contributions less Expenses	<u>811</u>	<u>18,976</u>	<u>128,377</u>	<u>(5,403)</u>	<u>193,657</u>	<u>133,558</u>	<u>10,007</u>	<u>5,676</u>	<u>(1,046)</u>	<u>(16,868)</u>	<u>55,906</u>	<u>130,196</u>

See Accountants' Compilation Report

Barrington Hills Police Pension Fund Cash Analysis Summary

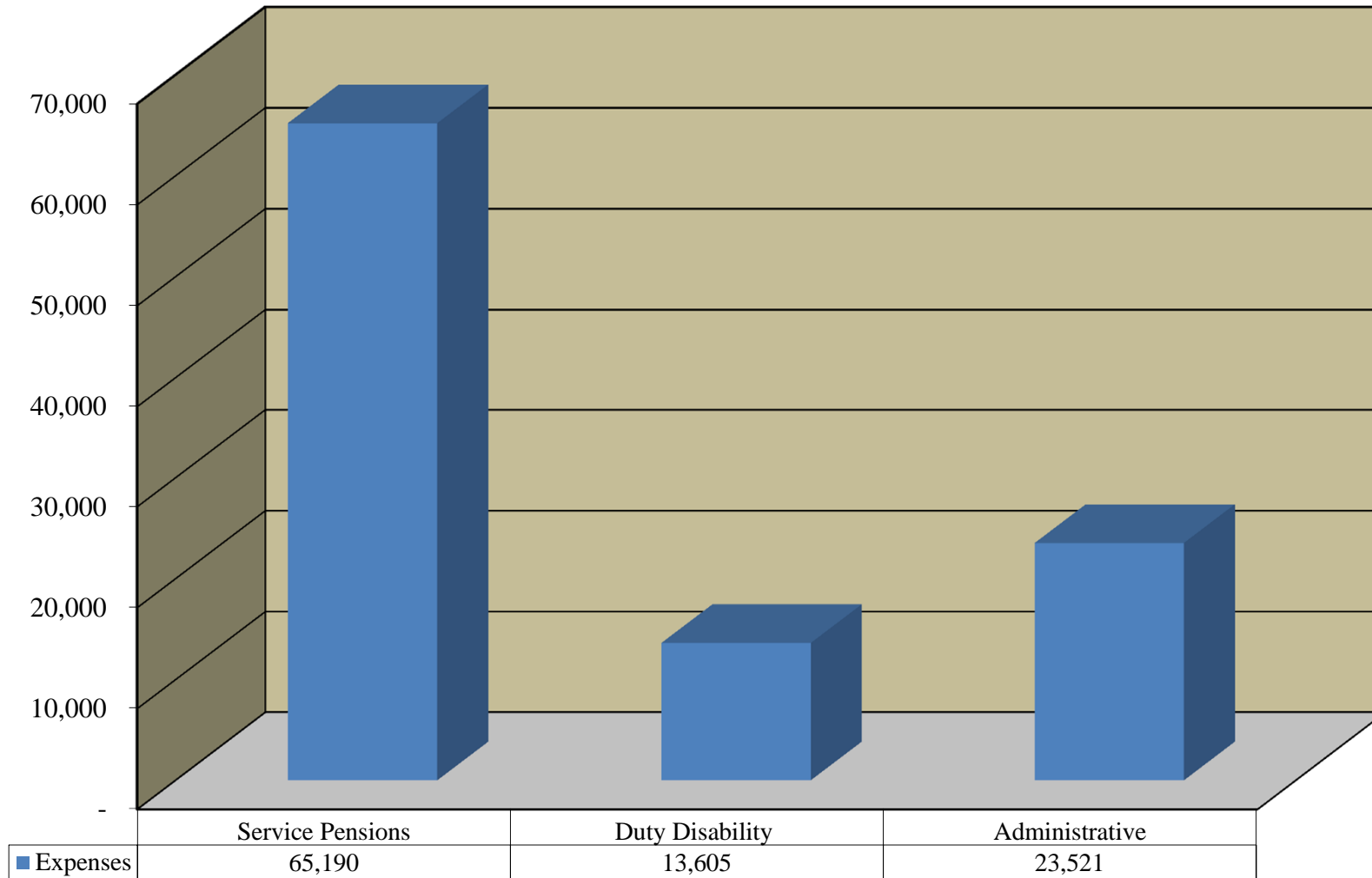


Barrington Hills Police Pension Fund

Revenue Report as of April 30, 2013

	<u>Received this Month</u>	<u>Received this Year</u>
<u>Revenues</u>		
<u>Municipal and Member Contributions</u>		
<u>Municipal Contributions</u>		
41-210-00 - Current Tax - Village	146,389.13	213,414.72
	<u>146,389.13</u>	<u>213,414.72</u>
<u>Member Contributions</u>		
41-410-00 - Contributions - Current Year	14,511.02	57,090.33
	<u>14,511.02</u>	<u>57,090.33</u>
Total Municipal and Member Contributions	<u>160,900.15</u>	<u>270,505.05</u>
<u>Investment Income</u>		
<u>Interest and Dividends</u>		
43-103-01 - CK - Illinois Funds #1-516-0000-5798	6.81	21.78
43-252-01 - Fixed Income - Schwab #7469-8825	981.53	25,326.30
43-550-01 - Equity - Schwab #7469-8825	1,702.88	5,528.98
43-550-03 - Equity - Schwab #1225-7340	3,381.00	4,435.74
	<u>6,072.22</u>	<u>35,312.80</u>
<u>Gains and Losses</u>		
44-252-01 - GL - Fixed Income - Schwab #7469-8825	(2,288.74)	(8,841.60)
44-550-01 - GL - Equity - Schwab #7469-8825	5,166.45	5,624.08
44-550-03 - GL - Equity - Schwab #1225-7340	47,772.61	217,977.29
	<u>50,650.32</u>	<u>214,759.77</u>
<u>Other Income</u>		
45-200-00 - Accrued Interest	5,536.46	781.78
49-000-01 - Other Income	0.00	0.00
	<u>5,536.46</u>	<u>781.78</u>
Total Investment Income	<u>62,259.00</u>	<u>250,854.35</u>
Total Revenues	<u><u>223,159.15</u></u>	<u><u>521,359.40</u></u>

Barrington Hills Police Pension Fund Expenses



Barrington Hills Police Pension Fund

Expense Report as of April 30, 2013

	<u>Expended this Month</u>	<u>Expended this Year</u>
<u>Expenses</u>		
<u>Pensions and Benefits</u>		
51-020-00 - Service Pensions	16,297.62	65,190.48
51-030-00 - Non-Duty Disability Pensions	0.00	0.00
51-040-00 - Duty Disability Pensions	3,401.34	13,605.36
51-050-00 - Occupational Disease Pensions	0.00	0.00
51-060-00 - Surviving Spouse Pensions	0.00	0.00
51-070-00 - Children's Pensions	0.00	0.00
51-080-00 - Parent's Pensions	0.00	0.00
51-090-00 - Handicapped Annuitant Pensions	0.00	0.00
51-100-00 - Refund of Contributions	0.00	0.00
51-110-00 - Transfers to Other Pensions	0.00	0.00
	<u>19,698.96</u>	<u>78,795.84</u>
 <u>Administrative</u>		
<u>Professional Services</u>		
52-170-01 - Actuarial Services	0.00	1,700.00
52-170-03 - Accounting & Bookkeeping Services	1,760.00	4,040.00
52-170-05 - Legal Services	4,686.18	7,659.50
	<u>6,446.18</u>	<u>13,399.50</u>
 <u>Investment</u>		
52-190-01 - Investment Manager/Advisor Fees	4,433.99	8,656.64
	<u>4,433.99</u>	<u>8,656.64</u>
 <u>Other Expense</u>		
52-290-25 - Conference/Seminar Fees	125.00	690.00
52-290-26 - Association Dues	0.00	775.00
	<u>125.00</u>	<u>1,465.00</u>
 Total Administrative	 <u>11,005.17</u>	 <u>23,521.14</u>
 Total Expenses	 <u>30,704.13</u>	 <u>102,316.98</u>

See Accountants' Compilation Report

Barrington Hills Police Pension Fund
Member Contributions
As of April 30, 2013

Name	Entry Date	Thru Prior Fiscal Year	Current Fiscal Year	Refunds	Total Contributions (Pre-Tax)	Pre-Tax Portion	IMRF Portion*
<u>Active Members</u>							
Baird, Brian D	10/16/01	68,478.19	2,613.28	0.00	71,091.47	65,796.87	5,294.60
Borck, Todd M.	04/15/00	81,044.50	3,330.54	0.00	84,375.04	75,209.55	9,165.49
Caputo, Dominic V.	06/30/86	101,020.99	2,613.28	0.00	103,634.27	67,141.37	36,492.90
Colditz, Joseph S.	10/16/98	93,338.47	3,500.80	0.00	96,839.27	82,005.94	14,833.33
Currie, Jason D.	02/10/10	19,971.52	2,572.96	0.00	22,544.48	22,052.10	492.38
Deutschle, Gary	01/01/06	48,717.26	2,662.83	0.00	51,380.09	51,380.09	0.00
Hammelmann, Gary A.	03/01/83	103,775.62	2,811.48	0.00	106,587.10	67,801.82	38,785.28
Hensler, Jeremy J.	04/29/05	53,267.92	2,662.83	0.00	55,930.75	55,930.75	0.00
Johnson, Mark E.	07/01/07	37,935.21	2,613.20	0.00	40,548.41	40,548.41	0.00
Kann, David M.	04/15/00	81,614.43	3,330.54	0.00	84,944.97	75,605.32	9,339.65
Klasen, Catherine A.	04/01/08	29,542.92	2,542.03	0.00	32,084.95	32,084.95	0.00
McKinney, Patrick J.	04/16/05	53,505.03	2,662.83	0.00	56,167.86	56,167.86	0.00
Murphy, Michael N.	02/23/86	140,629.62	4,536.20	0.00	145,165.82	101,522.24	43,643.58
Parada, Sabas	07/01/06	45,330.34	2,613.28	0.00	47,943.62	47,943.62	0.00
Riedel, Ronald W.	03/16/97	88,740.10	3,355.32	0.00	92,095.42	75,640.21	16,455.21
Ruffin, Ronald L.	08/01/05	51,490.89	2,613.28	0.00	54,104.17	54,104.17	0.00
Semelsberger, Richard W.	05/01/89	114,249.15	3,817.69	0.00	118,066.84	83,720.18	34,346.66
Stokes, Eric E.	04/02/98	81,128.72	2,613.28	0.00	83,742.00	72,228.97	11,513.03
Underwood, Curt A.	03/16/97	95,628.15	3,624.68	0.00	99,252.83	81,559.89	17,692.94
Subtotal - Active Members		1,389,409.03	57,090.33	0.00	1,446,499.36	1,208,444.31	238,055.05
<u>Terminated Members Leaving Contributions in Fund</u>							
Hodge, Steven	10/15/04	2,606.01	0.00	0.00	2,606.01	2,606.01	0.00
Hoffelt, Vivian	06/01/05	837.61	0.00	0.00	837.61	837.61	0.00
Subtotal - Terminated Members		3,443.62	0.00	0.00	3,443.62	3,443.62	0.00
TOTALS		1,392,852.65	57,090.33	0.00	1,449,942.98	1,211,887.93	238,055.05

Barrington Hills Police Pension Fund Payroll Journal

Pay Description	Amount	Withholdings	Amount	Deduction Desc.	Amount
10050 - ALEXANDER FERNANDEZ Check #10483 04/30/13					
Duty Disability	3,401.34			Direct Deposit	3,401.34
TOTALS	3,401.34		0.00		3,401.34
				NET PAY:	0.00
10150 - MICHAEL B. GALLAGHER Check #10484 04/30/13					
Retirement Pension	5,281.20	Federal W/H	914.06	Direct Deposit	4,367.14
TOTALS	5,281.20		914.06		4,367.14
				NET PAY:	0.00
10250 - TERRY L. PRINNER Check #10485 04/30/13					
Retirement Pension	4,902.33	Federal W/H	508.47	Direct Deposit	4,393.86
TOTALS	4,902.33		508.47		4,393.86
				NET PAY:	0.00
10300 - ALFRED W. SCHULD Check #10486 04/30/13					
Retirement Pension	6,114.09	Federal W/H	838.99	Direct Deposit	5,275.10
TOTALS	6,114.09		838.99		5,275.10
				NET PAY:	0.00

Barrington Hills Police Pension Fund Payroll Journal

Pay Description	Amount	Withholdings	Amount	Deduction Desc.	Amount
Company Totals Number of Checks: 4					
Duty Disability	3,401.34	Federal W/H	2,261.52	Direct Deposit	17,437.44
Retirement Pension	<u>16,297.62</u>				
TOTALS	19,698.96		<u>2,261.52</u>		<u>17,437.44</u>
				NET PAY:	0.00

Barrington Hills Police Pension Fund

Vendor Checks Report

02/01/13-04/30/13

Page 1

Vendor Name	Chk. No.	Check Date	Amount	
NIU	30017	02/06/13	375.00	
TIMOTHY W SHARPE	30018	02/06/13	1,500.00	
		Subtotal	<u>1,875.00</u>	
ROBBINS SCHWARTZ NICHOLAS LIFTON	70013	02/08/13	2,973.32	Electronic
WALL & ASSOCIATES	70014	02/08/13	4,222.65	Electronic
		Subtotal	<u>7,195.97</u>	
LAUTERBACH & AMEN, LLP	70015	02/11/13	2,280.00	Electronic
TODD BORCK *	30019	02/25/13	190.00	
IPPFA	70016	03/05/13	775.00	Electronic
TIMOTHY W SHARPE	1060	03/31/13	200.00	
LYNN WHITE *	30020	04/23/13	125.00	
ROBBINS SCHWARTZ NICHOLAS LIFTON	70017	04/25/13	4,686.18	Electronic
WALL & ASSOCIATES	70018	04/25/13	4,433.99	Electronic
		Subtotal	<u>9,120.17</u>	
LAUTERBACH & AMEN, LLP	70019	04/29/13	1,760.00	Electronic
		TOTAL	<u>23,521.14</u>	