

Barrington Hills Police Pension Fund

Monthly Financial Report

For the Month Ended
May 31, 2014

Prepared by:

Lauterbach & Amen, LLP

Barrington Hills Police Pension Fund

Table of Contents

| | Page |
|---|------|
| Accountant's Compilation Report..... | 1-1 |
| Financial Statements | |
| Statement of Net Position - Modified Cash Basis..... | 2-1 |
| Statement of Changes in Net Position - Modified Cash Basis..... | 2-2 |
| Other Supplementary Information | |
| Cash and Investments - Pie Chart..... | 3-1 |
| Cash Analysis Report..... | 4-x |
| Cash Analysis Report - Graph..... | 5-1 |
| Revenue Report..... | 6-x |
| Expenses - Bar Chart..... | 7-1 |
| Expense Report..... | 8-x |
| Member Contribution Report..... | 9-x |
| Payroll Journal..... | 10-x |
| Quarterly Vendor Check Report..... | 11-x |

Accountant's Compilation Report

June 16, 2014

Members of the Pension Board of Trustees
Barrington Hills Police Pension Fund
Barrington Hills, IL 60010-5102

We have compiled the accompanying modified cash basis statement of net position of the Barrington Hills Police Pension Fund as of May 31, 2014 and the related modified cash basis statement of changes in net position for the five months then ended, and the accompanying other supplementary information as referred to in the table of contents. We have not audited or reviewed the accompanying financial statements and other supplementary information and, accordingly, do not express an opinion or provide any assurance about whether the financial statements and other supplementary information are in accordance with the modified cash basis of accounting.


Management is responsible for the preparation and fair presentation of the financial statements and other supplementary information in accordance with the modified cash basis of accounting and for designing, implementing, and maintaining internal controls relevant to the preparation and fair presentation of the financial statements and other supplementary information.

Our responsibility is to conduct the compilation in accordance with Statements for Standards and Review Services issued by the American Institute of Certified Public Accountants. The objective of a compilation is to assist the management in presenting financial information in the form of financial statements and other supplementary information without undertaking to obtain or provide any assurance that there are no material modifications that should be made to the financial statements and other supplementary information.

Management has elected to omit substantially all of the disclosures, Management Discussion and Analysis (MD&A), and Required Supplementary Information (RSI) required by the modified cash basis of accounting. If the omitted disclosures were included in the financial statements and other supplementary information, they might influence the user's conclusions about the Pension Fund's assets, liabilities, fund balance, revenues and expenses. Accordingly, these financial statements and other supplementary information are not designed for those who are not informed about such matters.

We are not independent with respect to the Barrington Hills Police Pension Fund.

Respectfully Submitted,



LAUTERBACH & AMEN, LLP

Financial Statements

Barrington Hills Police Pension Fund
Statement of Net Position - Modified Cash Basis
As of May 31, 2014

Assets

| | |
|----------------------------|---------------------|
| Cash and Cash Equivalents | \$ 131,477.34 |
| Investments, at Fair Value | |
| Money Market Mutual Funds | 355,209.16 |
| Fixed Income | 4,033,720.97 |
| Mutual Funds | 2,967,424.90 |
| Total Cash and Investments | <u>7,487,832.37</u> |
| Accrued Interest | 22,195.02 |
| Due from Municipality | 3,693.00 |
| Prepays | <u>1,927.50</u> |
| Total Assets | <u>7,515,647.89</u> |

Liabilities

| | |
|---------------------|------------------|
| Expenses Due/Unpaid | <u>12,306.66</u> |
| Total Liabilities | <u>12,306.66</u> |

| | |
|--|----------------------------|
| Net Position Held in Trust for Pension Benefits | <u><u>7,503,341.23</u></u> |
|--|----------------------------|

Barrington Hills Police Pension Fund
Statement of Changes in Net Position - Modified Cash Basis
For the Five Months Ended May 31, 2014

Additions

| | |
|-------------------------------|-------------------|
| Contributions - Employer | \$ 202,876.13 |
| Contributions - Employee | <u>76,076.34</u> |
| Total Contributions | <u>278,952.47</u> |
| | |
| Investment Income | |
| Interest and Dividends Earned | 42,127.37 |
| Net Change in Fair Value | <u>154,759.43</u> |
| Total Investment Income | 196,886.80 |
| Less: Investment Expense | <u>(4,946.66)</u> |
| Net Investment Income | <u>191,940.14</u> |
| | |
| Total Additions | <u>470,892.61</u> |

Deductions

| | |
|----------------------|-------------------|
| Administration | 12,689.30 |
| Benefits and Refunds | |
| Benefits | 100,939.45 |
| Refunds | <u>0.00</u> |
| | |
| Total Deductions | <u>113,628.75</u> |

Change in Position

357,263.86

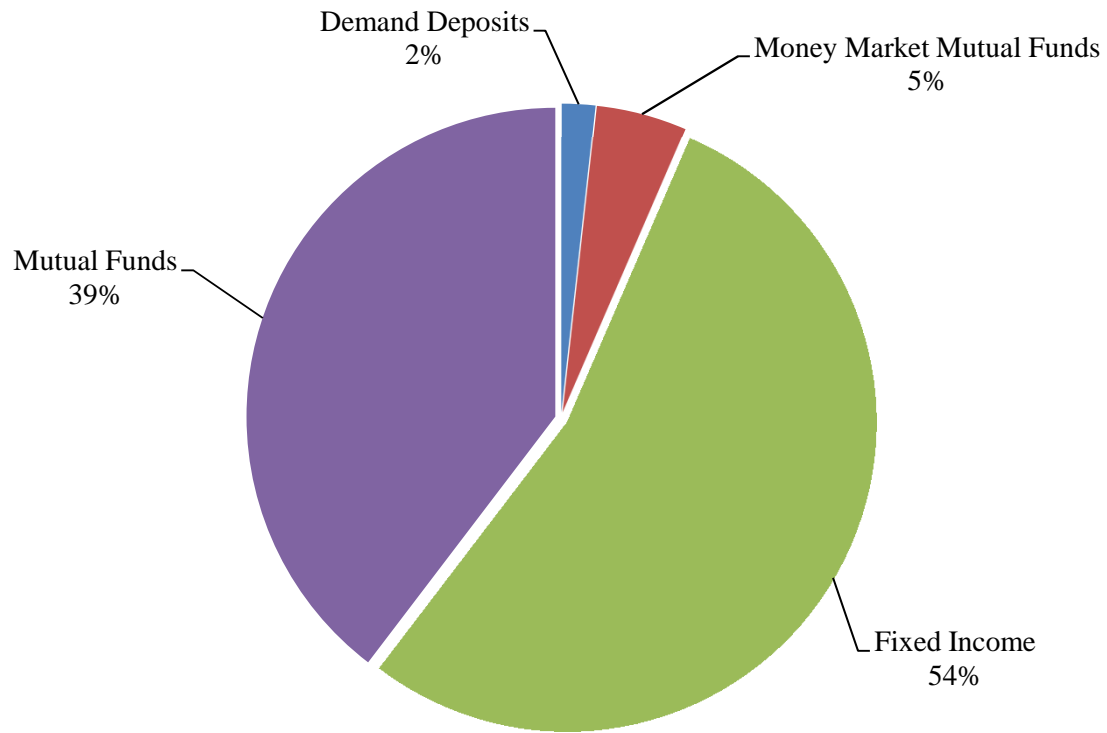
Net Position Held in Trust for Pension Benefits

| | |
|-------------------|----------------------------|
| Beginning of Year | <u>7,146,077.37</u> |
| End of Period | <u><u>7,503,341.23</u></u> |

See Accountants' Compilation Report

Other Supplementary Information

Barrington Hills Police Pension Fund Cash and Investments

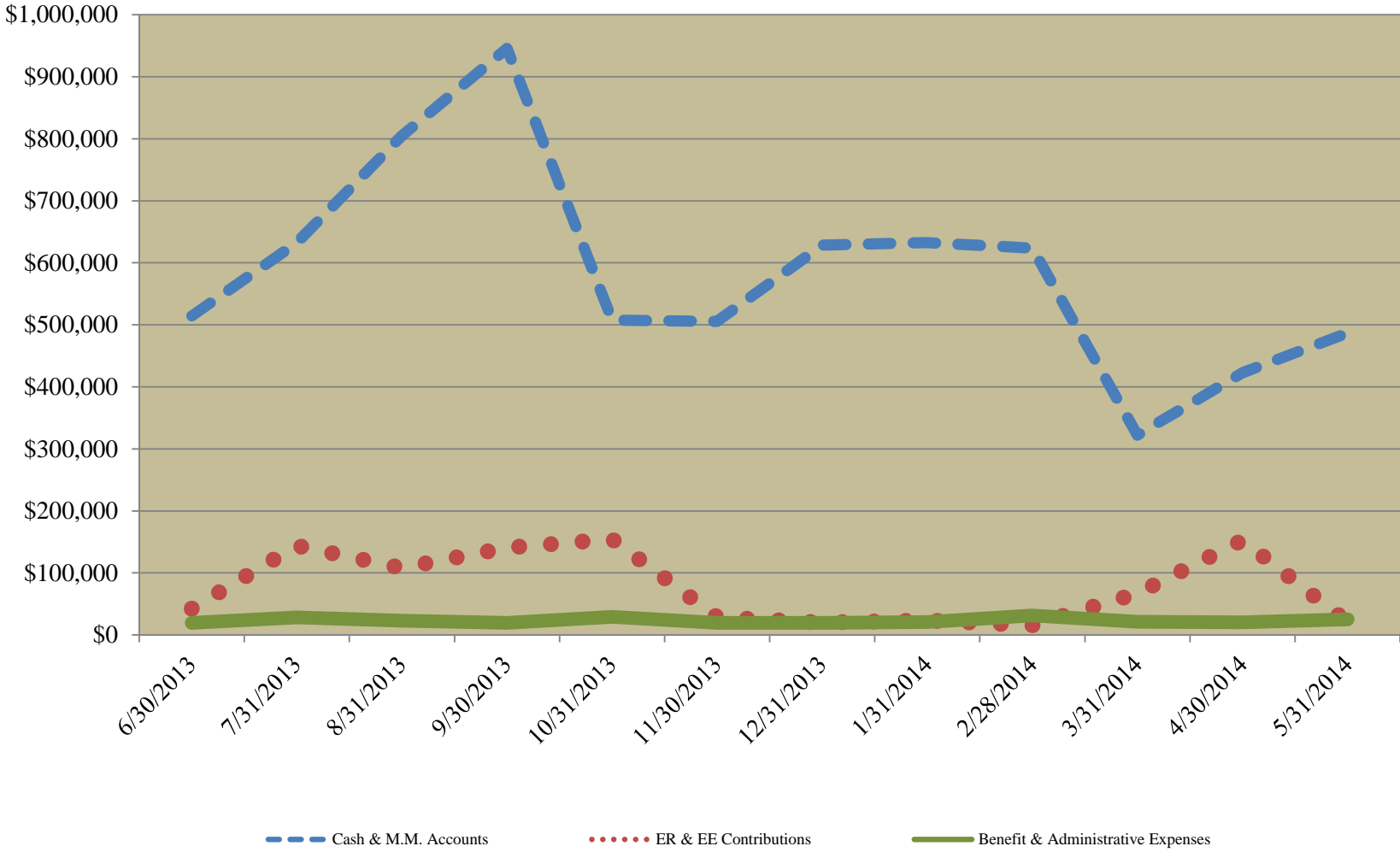


**Barrington Hills Police Pension Fund
Cash Analysis Report
For the Twelve Periods Ending May 31, 2014**

| | 6/30/13 | 7/31/13 | 8/31/13 | 9/30/13 | 10/31/13 | 11/30/13 | 12/31/13 | 1/31/14 | 2/28/14 | 3/31/14 | 4/30/14 | 5/31/14 |
|---------------------------------------|----------------|----------------|----------------|----------------|----------------|----------------|----------------|----------------|-----------------|----------------|----------------|----------------|
| <u>Financial Institutions</u> | <u>Balance</u> | <u>Balance</u> | <u>Balance</u> | <u>Balance</u> | <u>Balance</u> | <u>Balance</u> | <u>Balance</u> | <u>Balance</u> | <u>Balance</u> | <u>Balance</u> | <u>Balance</u> | <u>Balance</u> |
| CK - Harris Bank #321-494-7 | 10,000 | 1,504 | 10,000 | 10,000 | 366 | 10,000 | 10,000 | 9,550 | 10,000 | 10,000 | 10,000 | 8,790 |
| CK - Illinois Funds #151600005 | 114,370 | 266,753 | 203,319 | 239,233 | 114,380 | 239,258 | 128,733 | 123,358 | 115,252 | 109,700 | 156,582 | 109,652 |
| CK - Illinois Funds Reconciling Items | 35,493 | 7,359 | 7,310 | 7,310 | 146,896 | 21,367 | 7,310 | 15,865 | 7,853 | 59,217 | 144,673 | 13,035 |
| | <u>159,863</u> | <u>275,616</u> | <u>220,629</u> | <u>256,542</u> | <u>261,642</u> | <u>270,624</u> | <u>146,043</u> | <u>148,773</u> | <u>133,104</u> | <u>178,917</u> | <u>311,255</u> | <u>131,477</u> |
| MM - Charles Schwab #7469-8825 | 313,656 | 315,604 | 463,786 | 565,659 | 198,659 | 201,684 | 426,157 | 427,149 | 434,377 | 54,979 | 55,970 | 285,202 |
| MM - Charles Schwab #1225-7340 | 40,738 | 41,281 | 120,450 | 123,616 | 47,402 | 33,189 | 56,603 | 56,603 | 56,368 | 88,107 | 55,491 | 70,007 |
| | <u>354,394</u> | <u>356,885</u> | <u>584,237</u> | <u>689,274</u> | <u>246,061</u> | <u>234,873</u> | <u>482,760</u> | <u>483,752</u> | <u>490,745</u> | <u>143,086</u> | <u>111,461</u> | <u>355,209</u> |
| Totals | <u>514,257</u> | <u>632,501</u> | <u>804,865</u> | <u>945,817</u> | <u>507,702</u> | <u>505,498</u> | <u>628,802</u> | <u>632,525</u> | <u>623,849</u> | <u>322,003</u> | <u>422,716</u> | <u>486,687</u> |
| <u>Contributions</u> | | | | | | | | | | | | |
| Current Tax - Village | 27,786 | 116,678 | 93,476 | 125,992 | 139,586 | 14,057 | 5,496 | 8,361 | 349 | 51,664 | 136,971 | 5,531 |
| Contributions - Current Year | 14,714 | 27,269 | 14,620 | 14,620 | 14,843 | 14,620 | 14,620 | 15,055 | 15,206 | 15,305 | 15,503 | 15,008 |
| | <u>42,500</u> | <u>143,946</u> | <u>108,096</u> | <u>140,611</u> | <u>154,429</u> | <u>28,677</u> | <u>20,115</u> | <u>23,416</u> | <u>15,555</u> | <u>66,969</u> | <u>152,474</u> | <u>20,539</u> |
| <u>Expenses</u> | | | | | | | | | | | | |
| Benefits | 19,699 | 19,699 | 19,699 | 19,699 | 19,699 | 19,699 | 19,699 | 20,188 | 20,188 | 20,188 | 20,188 | 20,188 |
| Refunds/Transfers of Service | - | - | 2,606 | - | - | - | - | - | - | - | - | - |
| Administration | - | 8,496 | 780 | - | 9,634 | - | - | 499 | 11,037 | 970 | - | 5,130 |
| | <u>19,699</u> | <u>28,195</u> | <u>23,085</u> | <u>19,699</u> | <u>29,333</u> | <u>19,699</u> | <u>19,699</u> | <u>20,687</u> | <u>31,225</u> | <u>21,158</u> | <u>20,188</u> | <u>25,318</u> |
| Total Contributions less Expenses | <u>22,802</u> | <u>115,752</u> | <u>85,011</u> | <u>120,912</u> | <u>125,096</u> | <u>8,978</u> | <u>416</u> | <u>2,728</u> | <u>(15,670)</u> | <u>45,811</u> | <u>132,286</u> | <u>(4,779)</u> |

See Accountants' Compilation Report

Barrington Hills Police Pension Fund Cash Analysis Summary

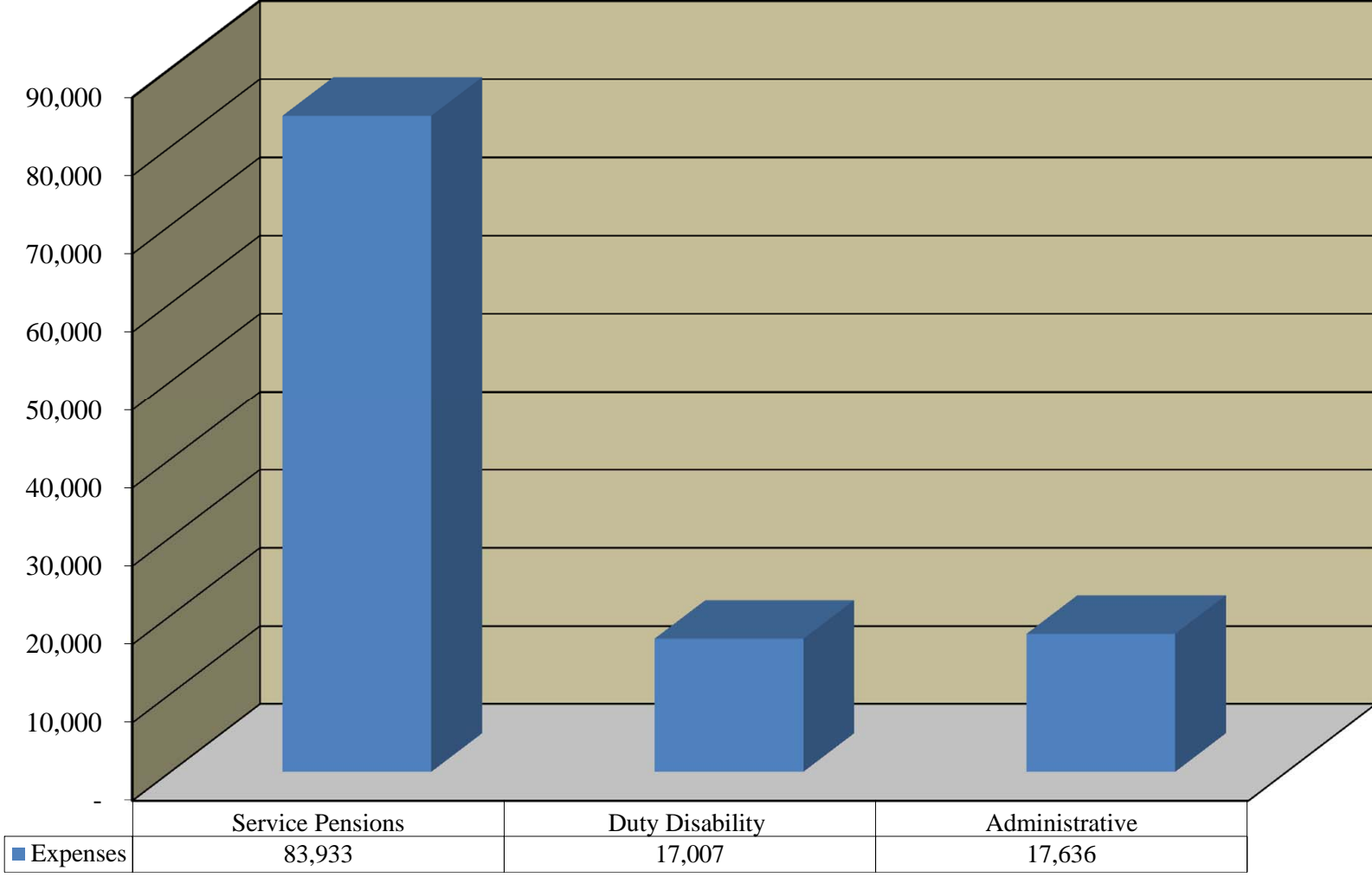


Barrington Hills Police Pension Fund

Revenue Report as of May 31, 2014

| | <u>Received this Month</u> | <u>Received this Year</u> |
|---|--------------------------------|-------------------------------|
| <u>Revenues</u> | | |
| <u>Municipal and Member Contributions</u> | | |
| <u>Municipal Contributions</u> | | |
| 41-210-00 - Current Tax - Village | 5,531.05 | 202,876.13 |
| | 5,531.05 | 202,876.13 |
| <u>Member Contributions</u> | | |
| 41-410-00 - Contributions - Current Year | 15,007.70 | 76,076.34 |
| | 15,007.70 | 76,076.34 |
| Total Municipal and Member Contributions | 20,538.75 | 278,952.47 |
| <u>Investment Income</u> | | |
| <u>Interest and Dividends</u> | | |
| 43-103-01 - CK - Illinois Funds #1-516-0000-5798 | 1.20 | 7.44 |
| 43-252-01 - Fixed Income - Schwab #7469-8825 | 4,404.95 | 31,645.35 |
| 43-550-01 - Equity - Schwab #7469-8825 | 902.42 | 5,210.23 |
| 43-550-03 - Equity - Schwab #1225-7340 | 0.00 | 1,544.16 |
| | 5,308.57 | 38,407.18 |
| <u>Gains and Losses</u> | | |
| 44-252-01 - GL - Fixed Income - Schwab #7469-8825 | 13,747.13 | 54,295.68 |
| 44-550-01 - GL - Equity - Schwab #7469-8825 | 5,481.29 | 14,859.22 |
| 44-550-03 - GL - Equity - Schwab #1225-7340 | 53,508.17 | 85,604.53 |
| | 72,736.59 | 154,759.43 |
| <u>Other Income</u> | | |
| 45-200-00 - Accrued Interest | 3,201.44 | 3,670.19 |
| 49-000-01 - Other Income | 0.00 | 50.00 |
| | 3,201.44 | 3,720.19 |
| Total Investment Income | 81,246.60 | 196,886.80 |
| Total Revenues | 101,785.35 | 475,839.27 |

Barrington Hills Police Pension Fund Expenses



| | | | |
|----------|----------------------------|---------------------------|--------------------------|
| Expenses | Service Pensions 83,933 | Duty Disability 17,007 | Administrative 17,636 |
|----------|----------------------------|---------------------------|--------------------------|

Barrington Hills Police Pension Fund

Expense Report as of May 31, 2014

| | <u>Expended this Month</u> | <u>Expended this Year</u> |
|---|--------------------------------|-------------------------------|
| <u>Expenses</u> | | |
| <u>Pensions and Benefits</u> | | |
| 51-020-00 - Service Pensions | 16,786.55 | 83,932.75 |
| 51-030-00 - Non-Duty Disability Pensions | 0.00 | 0.00 |
| 51-040-00 - Duty Disability Pensions | 3,401.34 | 17,006.70 |
| 51-050-00 - Occupational Disease Pensions | 0.00 | 0.00 |
| 51-060-00 - Surviving Spouse Pensions | 0.00 | 0.00 |
| 51-070-00 - Children's Pensions | 0.00 | 0.00 |
| 51-080-00 - Parent's Pensions | 0.00 | 0.00 |
| 51-090-00 - Handicapped Annuitant Pensions | 0.00 | 0.00 |
| 51-100-00 - Refund of Contributions | 0.00 | 0.00 |
| 51-110-00 - Transfers to Other Pensions | 0.00 | 0.00 |
| | <u>20,187.89</u> | <u>100,939.45</u> |
| <u>Administrative</u> | | |
| <u>Professional Services</u> | | |
| 52-170-03 - Accounting & Bookkeeping Services | 3,920.00 | 5,280.00 |
| 52-170-05 - Legal Services | 0.00 | 4,275.00 |
| | <u>3,920.00</u> | <u>9,555.00</u> |
| <u>Investment</u> | | |
| 52-190-01 - Investment Manager/Advisor Fees | 0.00 | 4,946.66 |
| | <u>0.00</u> | <u>4,946.66</u> |
| <u>Other Expense</u> | | |
| 52-290-25 - Conference/Seminar Fees | 0.00 | 850.00 |
| 52-290-26 - Association Dues | 0.00 | 1,025.00 |
| 52-290-30 - Supplies Expense | 0.00 | 49.35 |
| 52-290-34 - IDOI Filing Fee Expense | 1,209.95 | 1,209.95 |
| | <u>1,209.95</u> | <u>3,134.30</u> |
| Total Administrative | <u>5,129.95</u> | <u>17,635.96</u> |
| Total Expenses | <u>25,317.84</u> | <u>118,575.41</u> |

See Accountants' Compilation Report

Barrington Hills Police Pension Fund
Member Contribution Report
As of Month Ended May 31, 2014

| Name | Thru Prior Fiscal Year | Current Fiscal Year | Service Purchase | Refunds | Total Contributions |
|--------------------------|------------------------------|---------------------------|---------------------|-------------|------------------------|
| Baird, Brian D. | \$ 77,813.05 | 3,623.80 | 0.00 | 0.00 | 81,436.85 |
| Borck, Todd M. | 90,837.92 | 4,242.70 | 0.00 | 0.00 | 95,080.62 |
| Caputo, Dominic V. | 110,454.95 | 3,623.80 | 0.00 | 0.00 | 114,078.75 |
| Colditz, Joseph S. | 103,964.75 | 4,434.70 | 0.00 | 0.00 | 108,399.45 |
| Currie, Jason D. | 29,066.51 | 3,623.80 | 0.00 | 0.00 | 32,690.31 |
| Deutschle, Gary | 58,002.57 | 3,673.35 | 0.00 | 0.00 | 61,675.92 |
| Hammelmann, Gary A. | 113,209.58 | 3,623.80 | 0.00 | 0.00 | 116,833.38 |
| Hensler, Jeremy J. | 62,553.21 | 3,673.35 | 0.00 | 0.00 | 66,226.56 |
| Johnson, Mark E. | 47,198.93 | 3,623.80 | 0.00 | 0.00 | 50,822.73 |
| Kann, David M. | 91,407.85 | 4,242.70 | 0.00 | 0.00 | 95,650.55 |
| Klasen, Catherine A. | 38,604.14 | 3,670.63 | 0.00 | 0.00 | 42,274.77 |
| McKinney, Patrick J. | 62,790.34 | 3,673.35 | 0.00 | 0.00 | 66,463.69 |
| Murphy, Michael N. | 153,841.82 | 5,723.00 | 0.00 | 0.00 | 159,564.82 |
| Parada, Sabas | 54,615.65 | 3,623.80 | 0.00 | 0.00 | 58,239.45 |
| Riedel, Ronald W. | 98,558.30 | 4,267.48 | 0.00 | 0.00 | 102,825.78 |
| Ruffin, Ronald L. | 60,776.20 | 3,623.80 | 0.00 | 0.00 | 64,400.00 |
| Semelsberger, Richard W. | 125,404.92 | 4,926.10 | 0.00 | 0.00 | 130,331.02 |
| Stokes, Eric E. | 90,463.58 | 3,623.80 | 0.00 | 0.00 | 94,087.38 |
| Underwood, Curt A. | 106,254.43 | 4,558.58 | 0.00 | 0.00 | 110,813.01 |
| Total | 1,575,818.70 | 76,076.34 | 0.00 | 0.00 | 1,651,895.04 |

Barrington Hills Police Pension Fund Payroll Journal

| Pay Description | Amount | Withholdings | Amount | Deduction Desc. | Amount |
|---|-----------------|--------------|---------------|-----------------|-----------------|
| 10050 - ALEXANDER FERNANDEZ Check #10535 05/30/14 | | | | | |
| Duty Disability-NT | 3,401.34 | | | Direct Deposit | 3,401.34 |
| TOTALS | <u>3,401.34</u> | | <u>0.00</u> | | <u>3,401.34</u> |
| | | | | NET PAY: | 0.00 |
| 10150 - MICHAEL B. GALLAGHER Check #10536 05/30/14 | | | | | |
| Retirement (Service) | 5,439.64 | Federal W/H | 934.70 | Direct Deposit | 4,504.94 |
| TOTALS | <u>5,439.64</u> | | <u>934.70</u> | | <u>4,504.94</u> |
| | | | | NET PAY: | 0.00 |
| 10250 - TERRY L. PRINNER Check #10537 05/30/14 | | | | | |
| Retirement (Service) | 5,049.40 | Federal W/H | 526.79 | Direct Deposit | 4,522.61 |
| TOTALS | <u>5,049.40</u> | | <u>526.79</u> | | <u>4,522.61</u> |
| | | | | NET PAY: | 0.00 |
| 10300 - ALFRED W. SCHULD Check #10538 05/30/14 | | | | | |
| Retirement (Service) | 6,297.51 | Federal W/H | 863.38 | Direct Deposit | 5,434.13 |
| TOTALS | <u>6,297.51</u> | | <u>863.38</u> | | <u>5,434.13</u> |
| | | | | NET PAY: | 0.00 |

Barrington Hills Police Pension Fund Payroll Journal

| Pay Description | Amount | Withholdings | Amount | Deduction Desc. | Amount |
|--|------------------|--------------|-----------------|-----------------|------------------|
| Company Totals Number of Checks: 4 | | | | | |
| Duty Disability-NT | 3,401.34 | Federal W/H | 2,324.87 | Direct Deposit | 17,863.02 |
| Retirement (Service) | <u>16,786.55</u> | | | | |
| TOTALS | 20,187.89 | | <u>2,324.87</u> | | <u>17,863.02</u> |
| | | | | NET PAY: | 0.00 |

Barrington Hills Police Pension Fund

Vendor Checks Report

03/01/14-05/31/14

| Vendor Name | Chk. No. | Check Date | Amount | |
|--------------------------|-----------------|-------------------|-----------------|-------------------|
| LAUTERBACH & AMEN, LLP | 70032 | 03/10/14 | 970.00 | Electronic |
| LAUTERBACH & AMEN, LLP | 70033 | 05/19/14 | 3,100.00 | Electronic |
| LAUTERBACH & AMEN, LLP | 70034 | 05/19/14 | 820.00 | Electronic |
| | | Subtotal | <u>3,920.00</u> | |
| ILLINOIS STATE TREASURER | 30026 | 05/29/14 | 1,209.95 | |
| | | TOTAL | <u>6,099.95</u> | |

MEMO

To: Members of the Pension Board of Trustees
From: Sherry Lauterbach
RE: Audit Adjustments

This memo is intended to inform you of the agreed upon audit adjustments that were recorded in the current month's financial statements. These are non-cash adjustments and are not related to the portfolio's market value.

More precisely, this month audit adjustments were posted. In order to finalize the financial statements, these entries were made in order to agree to the audit. These audit adjustments occur on an annual basis.

The balance sheet and more precisely the fund balance has been updated to agree to the audit figures of the pension fund. Any receivables, liabilities or changes to fund balance have been posted in order to reconcile to the audit.

Should you have any questions, please feel free to contact AJ Weber or Susan Hill at (630) 393-1483.

Respectfully Submitted,

Lauterbach & Amen, LLP

LAUTERBACH & AMEN, LLP

**Barrington Hills Police Pension Fund
Y/E Adjustments Journal**

| <u>Date</u> | <u>Reference</u> | <u>T</u> | <u>Account</u> | <u>Description</u> | <u>Amount</u> | <u>Reference Total</u> |
|------------------------|------------------|----------|----------------|--------------------------------------|---------------------|----------------------------|
| 05/31/14 | 1 | | 15-600-00 | to record FYE 12/13 audit adjustment | 3,693.00 | |
| 05/31/14 | 1 | | 30-000-01 | to record FYE 12/13 audit adjustment | (3,693.00) | |
| | | | | | Transaction Balance | <u>0.00</u> |
| Total Debits | | | | Total Credits | | |
| | <u>3,693.00</u> | | | <u>3,693.00</u> | A/C Hash Total | <u>45.000</u> |
| Number of Transactions | | 2 | | | | |

Barrington Hills Police Pension Fund: Account Aggregate

Performance History

by Account

Date Range
12/31/2008 - 5/31/2014

Account Number

Report Currency
USD

Portfolio Summary

| | |
|-----------------------------|--------------|
| Final Market Value: | 7,488,532.35 |
| Total Investment: | 3,176,184.92 |
| Average Annualized Return % | 5.34 |
| Cumulative Return % | 32.55 |

| Period Time | Portfolio monthly return% | Cumulative monthly return% |
|-------------|---------------------------|----------------------------|
| 12/2008 | 0.11 | 0.11 |
| 01/2009 | -0.12 | -0.01 |
| 02/2009 | 0.10 | 0.09 |
| 03/2009 | 0.76 | 0.85 |
| 04/2009 | 0.29 | 1.14 |
| 05/2009 | 0.64 | 1.78 |
| 06/2009 | 0.00 | 1.78 |
| 07/2009 | 1.30 | 3.10 |
| 08/2009 | 1.01 | 4.14 |
| 09/2009 | 1.32 | 5.52 |
| 10/2009 | 0.04 | 5.56 |
| 11/2009 | 1.33 | 6.97 |
| 12/2009 | -0.50 | 6.43 |
| 01/2010 | 0.37 | 6.82 |
| 02/2010 | 0.50 | 7.36 |
| 03/2010 | 0.58 | 7.99 |
| 04/2010 | 0.86 | 8.92 |
| 05/2010 | -1.05 | 7.77 |
| 06/2010 | -0.35 | 7.40 |
| 07/2010 | 1.95 | 9.49 |
| 08/2010 | -0.59 | 8.85 |
| 09/2010 | 2.01 | 11.04 |
| 10/2010 | 1.23 | 12.40 |
| 11/2010 | -0.42 | 11.92 |
| 12/2010 | 0.92 | 12.95 |

Barrington Hills Police Pension Fund: Account Aggregate

Performance History

by Account

Date Range

12/31/2008 - 5/31/2014

Account Number

Report Currency

USD

| Period Time | Portfolio monthly return% | Cumulative monthly return% |
|-------------|------------------------------|-------------------------------|
| 01/2011 | 0.44 | 13.45 |
| 02/2011 | 0.72 | 14.27 |
| 03/2011 | 0.04 | 14.31 |
| 04/2011 | 1.94 | 16.52 |
| 05/2011 | -0.11 | 16.39 |
| 06/2011 | -0.50 | 15.81 |
| 07/2011 | -0.21 | 15.57 |
| 08/2011 | -1.92 | 13.35 |
| 09/2011 | -3.52 | 9.36 |
| 10/2011 | 3.22 | 12.88 |
| 11/2011 | -0.49 | 12.32 |
| 12/2011 | -0.09 | 12.22 |
| 01/2012 | 2.72 | 15.27 |
| 02/2012 | 1.02 | 16.44 |
| 03/2012 | 0.55 | 17.08 |
| 04/2012 | 0.20 | 17.31 |
| 05/2012 | -1.72 | 15.29 |
| 06/2012 | 1.36 | 16.85 |
| 07/2012 | 0.76 | 17.75 |
| 08/2012 | 0.85 | 18.75 |
| 09/2012 | 0.86 | 19.77 |
| 10/2012 | -0.27 | 19.45 |
| 11/2012 | 0.29 | 19.79 |
| 12/2012 | 0.52 | 20.42 |
| 01/2013 | 1.30 | 21.98 |
| 02/2013 | 0.55 | 22.65 |
| 03/2013 | 1.25 | 24.19 |
| 04/2013 | 0.95 | 25.36 |
| 05/2013 | -0.62 | 24.58 |
| 06/2013 | -1.25 | 23.03 |
| 07/2013 | 1.73 | 25.16 |
| 08/2013 | -1.24 | 23.60 |
| 09/2013 | 1.98 | 26.06 |
| 10/2013 | 1.47 | 27.91 |
| 11/2013 | 0.78 | 28.91 |

Barrington Hills Police Pension Fund: Account Aggregate

Performance History

by Account

Date Range

12/31/2008 - 5/31/2014

Account Number**Report Currency**

USD

| Period Time | Portfolio monthly return% | Cumulative monthly return% |
|----------------------------|------------------------------|-------------------------------|
| 12/2013 | 0.14 | 29.09 |
| 01/2014 | -0.37 | 28.60 |
| 02/2014 | 1.84 | 30.97 |
| 03/2014 | -0.19 | 30.71 |
| 04/2014 | 0.33 | 31.14 |
| 05/2014 | 1.07 | 32.55 |
| Annualized Return % | | 5.34 |