

Agenda Item 2.2

-Pension Report 2.2

-Investment Report 2.2a

Barrington Hills Police Pension Fund

Monthly Financial Report

For the Month Ended
May 31, 2015

Prepared by:

Lauterbach & Amen, LLP

Barrington Hills Police Pension Fund

Table of Contents

	Starting on Page
Accountant's Compilation Report.....	1-1
Financial Statements	
Statement of Net Position - Modified Cash Basis.....	2-1
Statement of Changes in Net Position - Modified Cash Basis.....	2-2
Other Supplementary Information	
Cash and Investments - Pie Chart.....	3-1
Cash Analysis Report.....	4-1
Cash Analysis Report - Graph.....	5-1
Revenue Report.....	6-1
Expenses - Bar Chart.....	7-1
Expense Report.....	8-1
Member Contribution Report.....	9-1
Payroll Journal.....	10-1
Quarterly Vendor Check Report.....	11-1

Accountant's Compilation Report



June 10, 2015

Members of the Pension Board of Trustees
Barrington Hills Police Pension Fund
Barrington Hills, IL 60010-5102

We have compiled the accompanying modified cash basis statement of net position of the Barrington Hills Police Pension Fund as of May 31, 2015 and the related modified cash basis statement of changes in net position for the five months then ended, and the accompanying other supplementary information as referred to in the table of contents. We have not audited or reviewed the accompanying financial statements and other supplementary information and, accordingly, do not express an opinion or provide any assurance about whether the financial statements and other supplementary information are in accordance with the modified cash basis of accounting.

Management is responsible for the preparation and fair presentation of the financial statements and other supplementary information in accordance with the modified cash basis of accounting and for designing, implementing, and maintaining internal controls relevant to the preparation and fair presentation of the financial statements and other supplementary information.

Our responsibility is to conduct the compilation in accordance with Statements for Standards and Review Services issued by the American Institute of Certified Public Accountants. The objective of a compilation is to assist the management in presenting financial information in the form of financial statements and other supplementary information without undertaking to obtain or provide any assurance that there are no material modifications that should be made to the financial statements and other supplementary information.

Management has elected to omit substantially all of the disclosures, Management Discussion and Analysis (MD&A), and Required Supplementary Information (RSI) required by the modified cash basis of accounting. If the omitted disclosures were included in the financial statements and other supplementary information, they might influence the user's conclusions about the Pension Fund's assets, liabilities, fund balance, revenues and expenses. Accordingly, these financial statements and other supplementary information are not designed for those who are not informed about such matters.

We are not independent with respect to the Barrington Hills Police Pension Fund.

Cordially,

Lauterbach & Amen, LLP

Financial Statements

Barrington Hills Police Pension Fund
Statement of Net Position - Modified Cash Basis
As of May 31, 2015

Assets

Cash and Cash Equivalents	\$ 205,841.75
Investments, at Fair Value	
Money Market Mutual Funds	212,962.99
Fixed Income	4,132,100.98
Mutual Funds	3,727,086.75
Total Cash and Investments	<u>8,277,992.47</u>
Accrued Interest	23,837.97
Due from Municipality	18,959.51
Prepays	<u>2,960.75</u>
Total Assets	<u>8,323,750.70</u>

Liabilities

Expenses Due/Unpaid	<u>10,295.93</u>
Total Liabilities	<u>10,295.93</u>

Net Position Held in Trust for Pension Benefits	<u><u>8,313,454.77</u></u>
--	----------------------------

Barrington Hills Police Pension Fund
Statement of Changes in Net Position - Modified Cash Basis
For the Five Months Ended May 31, 2015

Additions

Contributions - Employer	\$ 210,709.89
Contributions - Employee	<u>63,709.99</u>
Total Contributions	<u>274,419.88</u>
Investment Income	
Interest and Dividends Earned	38,152.48
Net Change in Fair Value	<u>178,668.16</u>
Total Investment Income	216,820.64
Less: Investment Expense	<u>(5,679.59)</u>
Net Investment Income	<u>211,141.05</u>
Total Additions	<u>485,560.93</u>

Deductions

Administration	11,678.02
Benefits and Refunds	
Benefits	171,116.20
Refunds	<u>0.00</u>
Total Deductions	<u>182,794.22</u>

Change in Position 302,766.71

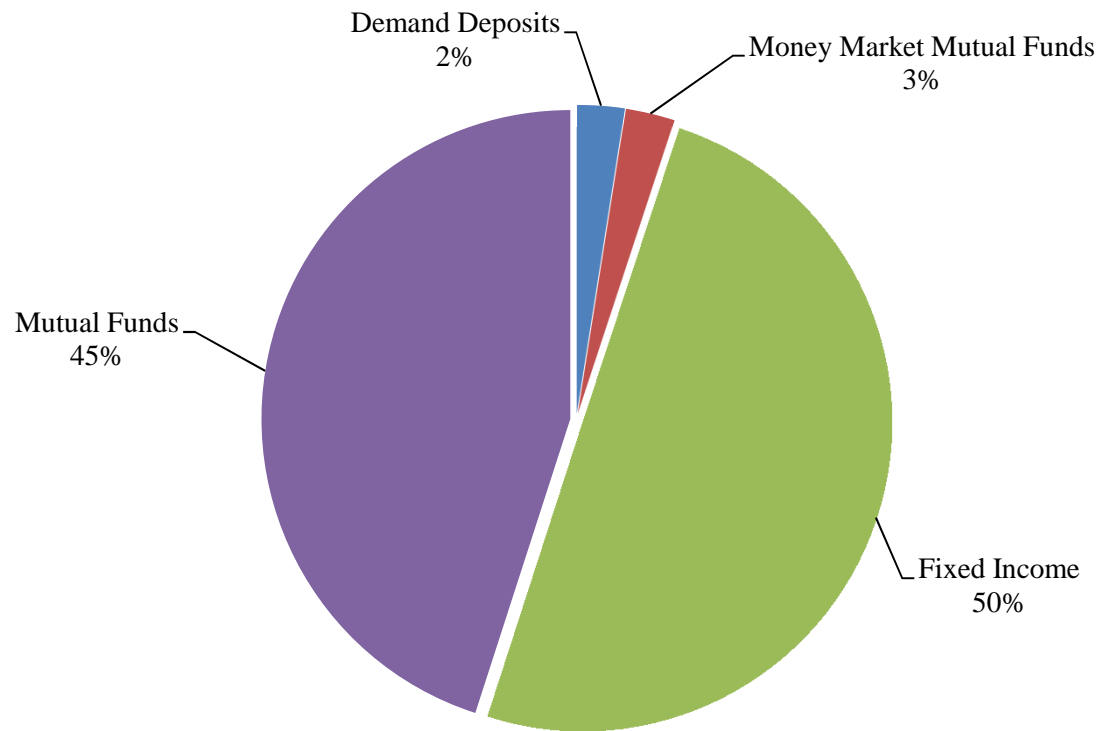
Net Position Held in Trust for Pension Benefits

Beginning of Year	<u>8,010,688.06</u>
End of Period	<u><u>8,313,454.77</u></u>

See Accountants' Compilation Report

Other Supplementary Information

Barrington Hills Police Pension Fund Cash and Investments



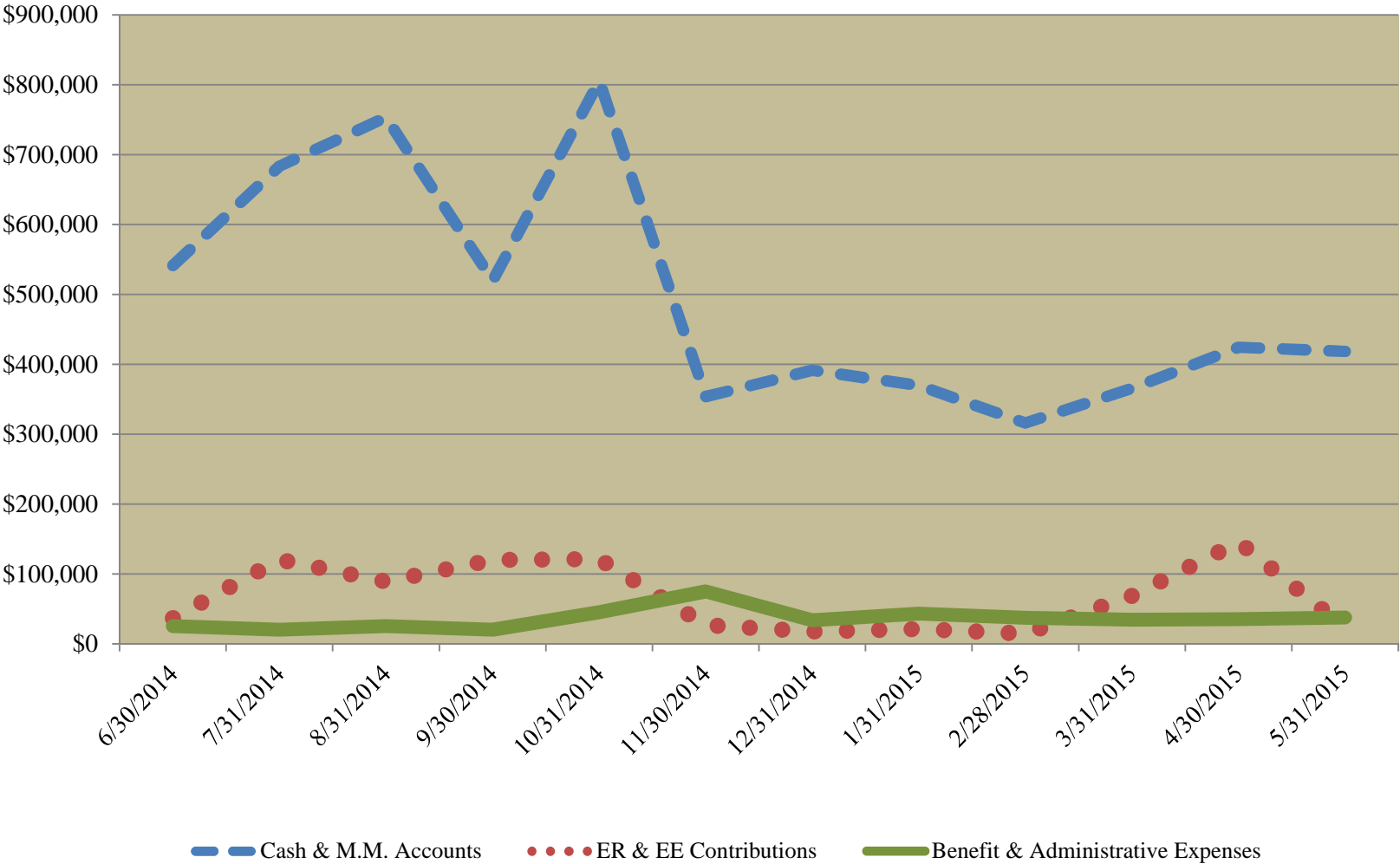
Barrington Hills Police Pension Fund
Cash Analysis Report
For the Twelve Periods Ending May 31, 2015

		6/30/14	7/31/14	8/31/14	9/30/14	10/31/14	11/30/14	12/31/14	1/31/15	2/28/15	3/31/15	4/30/15	5/31/15
<u>Financial Institutions</u>		<u>Balance</u>	<u>Balance</u>	<u>Balance</u>	<u>Balance</u>	<u>Balance</u>	<u>Balance</u>	<u>Balance</u>	<u>Balance</u>	<u>Balance</u>	<u>Balance</u>	<u>Balance</u>	<u>Balance</u>
CK - Harris Bank	#321-494-7	10,000	10,000	4,676	17,000	10,000	10,000	10,000	11,750	8,805	9,585	8,845	8,568
CK - Illinois Funds	#151600005	125,146	120,388	220,950	213,214	189,381	104,983	103,862	80,032	58,159	37,886	72,405	180,496
CK - Illinois Funds Reconciling Items		7,925	113,244	81,721	7,141	114,285	20,553	6,025	6,349	8,597	62,509	139,332	16,777
		<u>143,071</u>	<u>243,632</u>	<u>307,346</u>	<u>237,355</u>	<u>313,666</u>	<u>135,536</u>	<u>119,888</u>	<u>98,131</u>	<u>75,560</u>	<u>109,980</u>	<u>220,581</u>	<u>205,842</u>
MM - Charles Schwab	#7469-8825	346,850	376,765	382,999	197,608	407,149	138,206	152,124	152,124	158,358	171,718	172,843	181,680
MM - Charles Schwab	#1225-7340	51,993	63,592	63,382	84,806	84,806	80,392	119,738	119,738	82,407	84,323	31,283	31,283
		<u>398,843</u>	<u>440,356</u>	<u>446,381</u>	<u>282,415</u>	<u>491,956</u>	<u>218,598</u>	<u>271,862</u>	<u>271,862</u>	<u>240,765</u>	<u>256,041</u>	<u>204,125</u>	<u>212,963</u>
Totals		<u>541,914</u>	<u>683,988</u>	<u>753,727</u>	<u>519,770</u>	<u>805,622</u>	<u>354,134</u>	<u>391,750</u>	<u>369,993</u>	<u>316,326</u>	<u>366,020</u>	<u>424,707</u>	<u>418,805</u>
<u>Contributions</u>													
Current Tax - Village		21,606	105,690	74,307	105,913	107,144	14,242	5,818	8,763	2,297	56,358	132,734	10,558
Contributions - Current Year		15,429	15,057	14,917	14,283	14,506	12,899	12,252	12,649	12,600	12,699	13,244	12,519
		<u>37,035</u>	<u>120,747</u>	<u>89,224</u>	<u>120,195</u>	<u>121,649</u>	<u>27,142</u>	<u>18,070</u>	<u>21,412</u>	<u>14,896</u>	<u>69,057</u>	<u>145,978</u>	<u>23,077</u>
<u>Expenses</u>													
Benefits		20,188	20,188	20,188	20,188	20,188	30,915	33,720	34,223	34,223	34,223	34,223	34,223
Refunds/Transfers of Service		-	-	-	-	-	44,359	-	-	-	-	-	-
Administration		5,255	-	5,324	-	25,153	-	-	8,946	3,245	415	1,155	3,597
		<u>25,443</u>	<u>20,188</u>	<u>25,512</u>	<u>20,188</u>	<u>45,341</u>	<u>75,273</u>	<u>33,720</u>	<u>43,169</u>	<u>37,468</u>	<u>34,638</u>	<u>35,378</u>	<u>37,820</u>
Total Contributions less Expenses		<u>11,592</u>	<u>100,560</u>	<u>63,713</u>	<u>100,008</u>	<u>76,308</u>	<u>(48,132)</u>	<u>(15,649)</u>	<u>(21,757)</u>	<u>(22,572)</u>	<u>34,418</u>	<u>110,600</u>	<u>(14,743)</u>

See Accountants' Compilation Report

Barrington Hills Police Pension Fund

Cash Analysis Summary

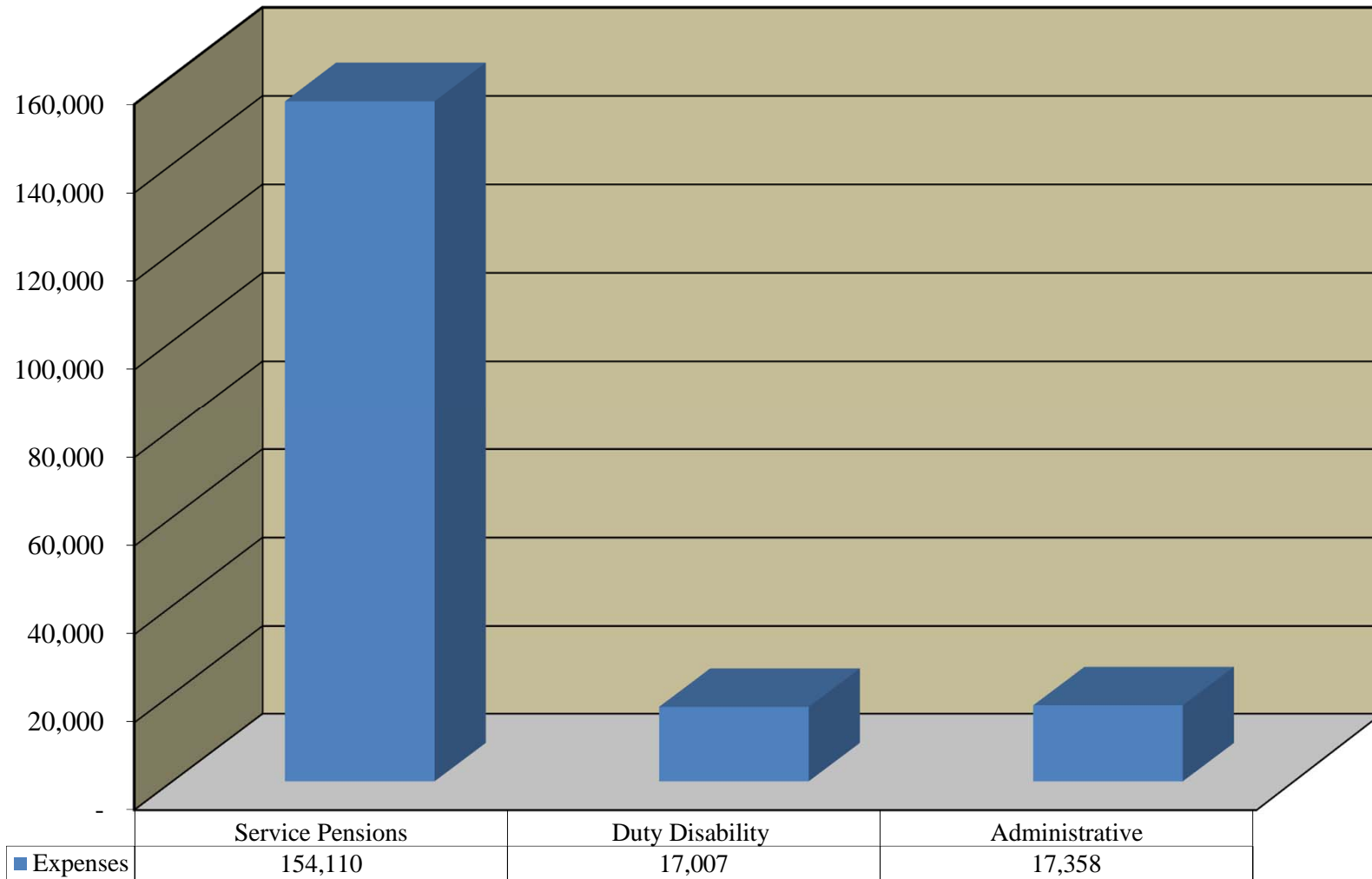


Barrington Hills Police Pension Fund

Revenue Report as of May 31, 2015

	<u>Received this Month</u>	<u>Received this Year</u>
<u>Revenues</u>		
<u>Municipal and Member Contributions</u>		
<u>Municipal Contributions</u>		
41-210-00 - Current Tax - Village	10,557.93	210,709.89
	<u>10,557.93</u>	<u>210,709.89</u>
<u>Member Contributions</u>		
41-410-00 - Contributions - Current Year	12,518.84	63,709.99
	<u>12,518.84</u>	<u>63,709.99</u>
Total Municipal and Member Contributions	<u>23,076.77</u>	<u>274,419.88</u>
<u>Investment Income</u>		
<u>Interest and Dividends</u>		
43-103-01 - CK - Illinois Funds #1-516-0000-5798	3.78	8.04
43-252-01 - Fixed Income - Schwab #7469-8825	8,837.50	29,556.26
43-550-03 - Equity - Schwab #1225-7340	0.00	1,916.33
	<u>8,841.28</u>	<u>31,480.63</u>
<u>Gains and Losses</u>		
44-252-01 - GL - Fixed Income - Schwab #7469-8825	(12,052.68)	14,795.62
44-550-03 - GL - Equity - Schwab #1225-7340	42,826.23	163,872.54
	<u>30,773.55</u>	<u>178,668.16</u>
<u>Other Income</u>		
45-200-00 - Accrued Interest	(1,591.88)	6,671.85
49-000-01 - Other Income	0.00	0.00
	<u>(1,591.88)</u>	<u>6,671.85</u>
Total Investment Income	<u>38,022.95</u>	<u>216,820.64</u>
Total Revenues	<u><u>61,099.72</u></u>	<u><u>491,240.52</u></u>

Barrington Hills Police Pension Fund Expenses



Barrington Hills Police Pension Fund

Expense Report as of May 31, 2015

	<u>Expended this Month</u>	<u>Expended this Year</u>
<u>Expenses</u>		
<u>Pensions and Benefits</u>		
51-020-00 - Service Pensions	30,821.90	154,109.50
51-030-00 - Non-Duty Disability Pensions	0.00	0.00
51-040-00 - Duty Disability Pensions	3,401.34	17,006.70
51-050-00 - Occupational Disease Pensions	0.00	0.00
51-060-00 - Surviving Spouse Pensions	0.00	0.00
51-070-00 - Children's Pensions	0.00	0.00
51-080-00 - Parent's Pensions	0.00	0.00
51-090-00 - Handicapped Annuitant Pensions	0.00	0.00
51-100-00 - Refund of Contributions	0.00	0.00
51-110-00 - Transfers to Other Pensions	0.00	0.00
	<u>34,223.24</u>	<u>171,116.20</u>
<u>Administrative</u>		
<u>Professional Services</u>		
52-170-01 - Actuarial Services	1,750.00	1,750.00
52-170-03 - Accounting & Bookkeeping Services	415.00	4,030.00
52-170-04 - Medical Services	0.00	600.00
52-170-05 - Legal Services	0.00	3,566.34
	<u>2,165.00</u>	<u>9,946.34</u>
<u>Investment</u>		
52-190-01 - Investment Manager/Advisor Fees	0.00	5,679.59
	<u>0.00</u>	<u>5,679.59</u>
<u>Other Expense</u>		
52-290-25 - Conference/Seminar Fees	0.00	300.00
52-290-34 - IDOI Filing Fee Expense	1,431.68	1,431.68
	<u>1,431.68</u>	<u>1,731.68</u>
Total Administrative	<u>3,596.68</u>	<u>17,357.61</u>
Total Expenses	<u><u>37,819.92</u></u>	<u><u>188,473.81</u></u>

See Accountants' Compilation Report

Barrington Hills Police Pension Fund
Member Contribution Report
As of Month Ended May 31, 2015

Name	Thru Prior Fiscal Year	Current Fiscal Year	Service Purchase	Refunds	Total Contributions
Baird, Brian D.	\$ 86,609.27	3,623.80	0.00	0.00	90,233.07
Borck, Todd M.	100,881.66	4,350.38	0.00	0.00	105,232.04
Caputo, Dominic V.	119,350.27	3,623.80	0.00	0.00	122,974.07
Colditz, Joseph S.	114,731.91	4,666.00	0.00	0.00	119,397.91
Currie, Jason D.	37,763.63	3,673.35	0.00	0.00	41,436.98
Deutschle, Gary	66,547.92	3,394.32	0.00	0.00	69,942.24
Hensler, Jeremy J.	71,299.88	3,722.90	0.00	0.00	75,022.78
Johnson, Mark E.	55,945.60	3,623.80	0.00	0.00	59,569.40
Kann, David M.	101,451.59	4,350.38	0.00	0.00	105,801.97
McKinney, Patrick J.	71,537.01	3,722.90	0.00	0.00	75,259.91
Parada, Sabas	63,362.32	3,623.80	0.00	0.00	66,986.12
Riedel, Ronald W.	108,626.82	4,350.38	0.00	0.00	112,977.20
Ruffin, Ronald L.	69,522.87	3,623.80	0.00	0.00	73,146.67
Semelsberger, Richard W.	136,950.08	5,153.20	0.00	0.00	142,103.28
Stokes, Erik E.	99,368.20	3,623.80	0.00	0.00	102,992.00
Underwood, Curt A.	117,021.59	4,583.38	0.00	0.00	121,604.97
Total	1,420,970.62	63,709.99	0.00	0.00	1,484,680.61

Batches 15096

Barrington Hills Police Pension Fund

Multiple Batch Report

Check Date 5/29/2015

SSN	Family ID	Employee Name Alt Payee Name	ACH	Check #	Net Amount	Member Gross	Federal Tax
<u>Duty Disability</u>							
***-**-1358							
	100511	Fernandez, Alexander	<input checked="" type="checkbox"/>	0	\$3,401.34	\$3,401.34	\$0.00
		***-**-1358 Subtotal:			\$3,401.34	\$3,401.34	\$0.00
		Duty Disability Subtotal:			\$3,401.34	\$3,401.34	\$0.00
<u>Service</u>							
***-**-1074							
	100513	Gallagher, Michael B.	<input checked="" type="checkbox"/>	0	\$4,646.78	\$5,602.83	\$956.05
		***-**-1074 Subtotal:			\$4,646.78	\$5,602.83	\$956.05
***-**-2873							
	103734	Hammelmann, Gary A.	<input checked="" type="checkbox"/>	0	\$4,952.94	\$5,610.08	\$657.14
		***-**-2873 Subtotal:			\$4,952.94	\$5,610.08	\$657.14
***-**-1667							
	103733	Murphy, Michael N.	<input checked="" type="checkbox"/>	0	\$6,821.46	\$7,921.67	\$1,100.21
		***-**-1667 Subtotal:			\$6,821.46	\$7,921.67	\$1,100.21
***-**-6816							
	100512	Prinner, Terry L.	<input checked="" type="checkbox"/>	0	\$4,655.12	\$5,200.88	\$545.76
		***-**-6816 Subtotal:			\$4,655.12	\$5,200.88	\$545.76
***-**-0193							
	100510	Schuld, Alfred W.	<input checked="" type="checkbox"/>	0	\$5,597.85	\$6,486.44	\$888.59
		***-**-0193 Subtotal:			\$5,597.85	\$6,486.44	\$888.59

Batches 15096

Barrington Hills Police Pension Fund

Multiple Batch Report

Check Date 5/29/2015

SSN	Family ID	Employee Name Alt Payee Name	ACH	Check #	Net Amount	Member Gross	Federal Tax
Service Subtotal:					\$26,674.15	\$30,821.90	\$4,147.75

Totals

ACH Flag	Payments	Net Payment Total	Gross	Federal Tax
Yes	6	\$30,075.49	\$34,223.24	\$4,147.75
No	0	\$0.00	\$0.00	\$0.00
Grand Total	6	\$30,075.49	\$34,223.24	\$4,147.75

Barrington Hills Police Pension Fund

Vendor Checks Report

03/01/15-05/31/15

Page 1

Vendor Name	Chk. No.	Check Date	Amount	
LAUTERBACH & AMEN, LLP	30034	03/30/15	415.00	Electronic
Account No.	Description	Amount		
52-170-03	INV#9804 02/15 ACCTG SVC	370.00		
52-170-03	INV#9804 02/15 PAYROLL SV	45.00		
	Subtotal		<u>415.00</u>	
LAUTERBACH & AMEN, LLP	30035	04/29/15	855.00	Electronic
Account No.	Description	Amount		
52-170-03	INV#10195 03/15 ACCTG SVC	370.00		
52-170-03	INV#10195 03/15 PAYROLL	45.00		
52-170-03	INV#10123 FYE14 WKPRS	440.00		
	Subtotal		<u>855.00</u>	
COALTION FOR QUALIFIED PLAN STATU	30036	04/30/15	300.00	
Account No.	Description	Amount		
52-170-05	2014 - 2019 CONTRIBUTION	300.00		
	Subtotal		<u>300.00</u>	
LAUTERBACH & AMEN, LLP	30037	05/18/15	2,165.00	Electronic
Account No.	Description	Amount		
52-170-01	INV#10451 FYE14 ACTUARIAL	1,750.00		
52-170-03	INV#10543 04/15 PAYROLL	45.00		
52-170-03	INV#10543 04/15 ACCTG SVC	370.00		
	Subtotal		<u>2,165.00</u>	
ILLINOIS STATE TREASURER	30038	05/22/15	1,431.68	
Account No.	Description	Amount		
52-290-34	FY16 DOI CMPL F76286	1,431.68		
	Subtotal		<u>1,431.68</u>	
	TOTAL		<u><u>5,166.68</u></u>	

Performance Summary

Net of Fees

Date Range
5/1/2015 - 5/30/2015

Client Name
Barrington Hills Police
Pension Fund

Account Name
Account Aggregate

Account Number

Currency
USD

Portfolio Summary

Beginning Market Value	8,104,944.27
Beginning Accrued Interest	25,050.28
Additions	145,631.32
Withdrawals	-37,543.24
Period Realized Gains/Losses ³	0.00
Period Unrealized Gains/Losses ²	30,912.34
Interest Income	8,841.28
Dividend Income	0.00
Management Fees	0.00
Ending Market Value	8,252,785.98
Ending Accrued Interest	23,469.18
Total Gain after Management Fees	38,172.53
Time Weighted Return %	0.48
Average Annualized Return %	-

Total Portfolio	1 Mo	3 Mo	YTD	1 Yr	3 Yr	5 Yr	Since Inception 12/31/2008
Time Weighted Return % ¹	0.48	0.77	2.70	5.40	6.64	5.25	5.22

1. Returns are annualized for periods greater than 1 year.

2. Period Unrealized Gains/Losses--Unrealized Gains/Losses of all securities held in account(s) based on market values at the end of the day before the first date of the report. For purchases made during the report period, the unrealized gain/loss is based on cost basis of those purchases.

3. Period Realized Gains/Losses--Realized Gains/Losses generated by all closing positions during the report period based on market value at the end of the day before the first date of the report. For purchases made during the report period, the realized gain/loss is based on cost basis of those purchases.

Performance Summary

Net of Fees

Date Range
5/1/2015 - 5/30/2015

Client Name
Barrington Hills Police
Pension Fund

Account Name
Fixed Income

Account Number
74698825

Currency
USD

Portfolio Summary

Beginning Market Value	4,316,996.40
Beginning Accrued Interest	25,050.28
Additions	0.00
Withdrawals	0.00
Period Realized Gains/Losses ³	0.00
Period Unrealized Gains/Losses ²	-12,052.69
Interest Income	8,837.50
Dividend Income	0.00
Management Fees	0.00
Ending Market Value	4,313,781.22
Ending Accrued Interest	23,469.18
Total Gain after Management Fees	-4,796.28
Time Weighted Return %	-0.11
Benchmark Return %	0.10
Average Annualized Return %	-
Annualized Benchmark Return %	-

Total Portfolio	1 Mo	3 Mo	YTD	1 Yr	3 Yr	5 Yr	Since Inception 12/31/2008
Time Weighted Return % ¹	-0.11	0.41	1.13	2.27	1.42	2.23	2.62
Barclays US Agency Interm TR USD % ¹	0.10	0.51	1.08	1.72	1.17	1.94	2.20
+/- Benchmark %	-0.21	-0.10	0.06	0.55	0.25	0.29	0.42
Barclays US Govt Interm TR USD % ¹	0.05	0.49	1.21	2.06	1.02	2.41	2.24
+/- Benchmark %	-0.16	-0.08	-0.08	0.21	0.40	-0.18	0.37
Barclays US Agg Interm TR USD % ¹	0.00	0.44	1.31	2.61	2.02	3.29	4.09
+/- Benchmark %	-0.11	-0.03	-0.18	-0.34	-0.60	-1.06	-1.47

1. Returns are annualized for periods greater than 1 year.

2. Period Unrealized Gains/Losses--Unrealized Gains/Losses of all securities held in account(s) based on market values at the end of the day before the first date of the report. For purchases made during the report period, the unrealized gain/loss is based on cost basis of those purchases.

3. Period Realized Gains/Losses--Realized Gains/Losses generated by all closing positions during the report period based on market value at the end of the day before the first date of the report. For purchases made during the report period, the realized gain/loss is based on cost basis of those purchases.

Performance Summary

Net of Fees

Date Range
5/1/2015 - 5/30/2015

Client Name
Barrington Hills Police
Pension Fund

Account Name
ETF Global Equity

Account Number
12257340

Currency
USD

Portfolio Summary

Beginning Market Value	3,715,543.27
Beginning Accrued Interest	0.00
Additions	0.00
Withdrawals	0.00
Period Realized Gains/Losses ³	0.00
Period Unrealized Gains/Losses ²	42,826.23
Interest Income	0.00
Dividend Income	0.00
Management Fees	0.00
Ending Market Value	3,758,369.50
Ending Accrued Interest	0.00
Total Gain after Management Fees	42,826.23
Time Weighted Return %	1.15
Benchmark Return %	0.72
Average Annualized Return %	-
Annualized Benchmark Return %	-

Total Portfolio	1 Mo	3 Mo	YTD	1 Yr	3 Yr	5 Yr	Since Inception 1/31/2012
Time Weighted Return % ¹	1.15	1.18	4.61	9.71	18.05	-	15.46
65% R3K & 35% EAFE % ¹	0.72	1.23	5.41	7.47	18.39	-	15.50
+/- Benchmark %	0.43	-0.05	-0.79	2.24	-0.34	-	-0.04
MSCI World Free NR USD % ¹	0.34	1.09	5.07	5.70	16.99	-	13.91
+/- Benchmark %	0.81	0.09	-0.46	4.01	1.06	-	1.55
80% R3K & 20% EAFE (net) % ¹	1.00	1.05	4.67	9.34	19.02	-	16.50
+/- Benchmark %	0.15	0.13	-0.05	0.37	-0.97	-	-1.04

1. Returns are annualized for periods greater than 1 year.

2. Period Unrealized Gains/Losses--Unrealized Gains/Losses of all securities held in account(s) based on market values at the end of the day before the first date of the report. For purchases made during the report period, the unrealized gain/loss is based on cost basis of those purchases.

3. Period Realized Gains/Losses--Realized Gains/Losses generated by all closing positions during the report period based on market value at the end of the day before the first date of the report. For purchases made during the report period, the realized gain/loss is based on cost basis of those purchases.

Barrington Hills Police Pension Fund: Account Aggregate

Portfolio Current Value

by Security Type

Date
5/31/2015

Account Number

Report Currency
USD

Security Name	Symbol	Units	Unit Cost	Total Cost	Price	Market Value	Percent Asset	Current Yield
Cash		-	-	212,962.99	-	212,962.99	2.57	0.00
Sweep Account		212,962.990	1.00	212,962.99	1.00	212,962.99	2.57	-
Exchange-Traded Fund		-	-	3,371,680.89	-	3,727,086.75	45.03	1.95
iShares MSCI EAFE	EFA	14,071.000	62.38	877,698.54	66.64	937,691.44	11.33	3.40
iShares US Aerospace & Defense	ITA	341.000	109.26	37,259.07	121.56	41,451.96	0.50	1.38
iShares US Telecommunications	IYZ	1,902.000	30.18	57,394.38	30.04	57,136.08	0.69	2.21
iShares US Utilities	IDU	695.000	106.97	74,343.10	111.50	77,492.50	0.94	3.12
Vanguard Consumer Discretionary ETF	VCR	3,044.000	109.57	333,536.78	123.63	376,336.42	4.55	1.16
Vanguard Consumer Staples ETF	VDC	2,067.000	113.43	234,453.50	127.01	262,529.67	3.17	1.90
Vanguard Energy ETF	VDE	1,952.000	133.28	260,153.29	111.05	216,769.60	2.62	1.99
Vanguard Financials ETF	VFH	8,824.000	46.47	410,085.74	49.94	440,670.56	5.32	1.77
Vanguard Health Care ETF	VHT	3,248.000	109.82	356,701.75	139.82	454,135.36	5.49	0.92
Vanguard Industrials ETF	VIS	2,058.000	94.81	195,116.69	107.08	220,370.64	2.66	1.56
Vanguard Information Technology ETF	VGT	5,049.000	91.03	459,603.60	110.58	558,318.42	6.75	1.06
Vanguard Materials ETF	VAW	754.000	99.91	75,334.43	111.65	84,184.10	1.02	1.70
Fixed Income		-	-	4,182,217.69	-	4,155,950.18	50.21	2.10
3M CO 2% DUE 06/26/22	88579YAF8	200,000.000	97.03	194,054.60	97.85	195,704.40	2.39	2.04
Accrued Interest						1,722.22		
APPLE INC 2.4% DUE 05/03/23	037833AK6	200,000.000	95.33	190,665.20	97.17	194,332.20	2.35	2.47
Accrued Interest						373.33		

Barrington Hills Police Pension Fund: Account Aggregate

Portfolio Current Value

by Security Type

				Date	Account Number	Report Currency		
				5/31/2015		USD		
Security Name	Symbol	Units	Unit Cost	Total Cost	Price	Market Value	Percent Asset	Current Yield
CHEVRON CORP 2.355% DUE 12/05/22	166764AB6	200,000.000	97.15	194,291.39	97.20	194,390.80	2.38	2.42
Accrued Interest						2,184.92		
FED HOME LN BK 1.875% DUE 03/13/20	313378J77	500,000.000	97.62	488,118.00	101.60	507,993.00	6.16	1.85
Accrued Interest						2,057.29		
FEDERAL HOME LOAN BANK 2.125% DUE 06/10/16	313373SZ6	900,000.000	105.91	953,182.09	101.83	916,426.80	11.18	2.09
Accrued Interest						9,084.38		
FEDERAL HOME LOAN NOTES 3.125% DUE 03/11/16	3133XXP43	555,000.000	106.86	593,052.21	102.23	567,390.38	6.90	3.06
Accrued Interest						3,854.17		
FNMA 1.625% DUE 11/27/18	3135G0YT4	500,000.000	100.63	503,165.50	101.53	507,673.50	6.13	1.60
Accrued Interest						89.04		
MICROSOFT CORP 2.375% DUE 05/01/23	594918AT1	200,000.000	98.41	196,818.19	98.95	197,906.00	2.40	2.40
Accrued Interest						395.83		
TENNESSEE VALLEY 1.875% DUE 08/15/22	880591EN8	665,000.000	100.69	669,600.51	97.86	650,757.70	7.91	1.92
Accrued Interest						3,636.72		
WAL-MART STORES 1.125% DUE 04/11/18	931142DF7	200,000.000	99.64	199,270.00	99.83	199,665.00	2.42	1.13
Accrued Interest						312.50		
Money Market Fund		-	-	183,496.46	-	180,496.46	2.18	0.00
Illinois Funds Money Fund	IPTIP	180,496.460	1.00	183,496.46	1.00	180,496.46	2.18	-
Total Portfolio		-	-	7,950,358.03	-	8,276,496.38	100.00	2.03