

## **Police Pension Board Report 2.2**

-Pension Report 2.2

-Investment Report 2.2a

# Barrington Hills Police Pension Fund

## Monthly Financial Report

For the Month Ended  
January 31, 2016

Prepared by:

Lauterbach & Amen, LLP

# Barrington Hills Police Pension Fund

## Table of Contents

	Starting on Page
Accountant's Compilation Report.....	1-1
Financial Statements	
Statement of Net Position - Modified Cash Basis.....	2-1
Statement of Changes in Net Position - Modified Cash Basis.....	2-2
Other Supplementary Information	
Cash and Investments - Pie Chart.....	3-1
Cash Analysis Report.....	4-1
Cash Analysis Report - Graph.....	5-1
Revenue Report.....	6-1
Expenses - Bar Chart.....	7-1
Expense Report.....	8-1
Member Contribution Report.....	9-1
Payroll Journal.....	10-1
Quarterly Vendor Check Report.....	11-1

# Accountant's Compilation Report



February 22, 2016

Members of the Pension Board of Trustees  
Barrington Hills Police Pension Fund  
Barrington Hills, IL 60010-5102

We have compiled the accompanying modified cash basis statement of net position of the Barrington Hills Police Pension Fund as of January 31, 2016 and the related modified cash basis statement of changes in net position for the one month then ended, and the accompanying other supplementary information as referred to in the table of contents. We have not audited or reviewed the accompanying financial statements and other supplementary information and, accordingly, do not express an opinion or provide any assurance about whether the financial statements and other supplementary information are in accordance with the modified cash basis of accounting.

Management is responsible for the preparation and fair presentation of the financial statements and other supplementary information in accordance with the modified cash basis of accounting and for designing, implementing, and maintaining internal controls relevant to the preparation and fair presentation of the financial statements and other supplementary information.

Our responsibility is to conduct the compilation in accordance with Statements for Standards and Review Services issued by the American Institute of Certified Public Accountants. The objective of a compilation is to assist the management in presenting financial information in the form of financial statements and other supplementary information without undertaking to obtain or provide any assurance that there are no material modifications that should be made to the financial statements and other supplementary information.

Management has elected to omit substantially all of the disclosures, Management Discussion and Analysis (MD&A), and Required Supplementary Information (RSI) required by the modified cash basis of accounting. If the omitted disclosures were included in the financial statements and other supplementary information, they might influence the user's conclusions about the Pension Fund's assets, liabilities, fund balance, revenues and expenses. Accordingly, these financial statements and other supplementary information are not designed for those who are not informed about such matters.

We are not independent with respect to the Barrington Hills Police Pension Fund.

Cordially,

Lauterbach & Amen, LLP

# Financial Statements

**Barrington Hills Police Pension Fund**  
**Statement of Net Position - Modified Cash Basis**  
**As of January 31, 2016**

**Assets**

Cash and Cash Equivalents	\$ 285,905.27
Investments, at Fair Value	
Money Market Mutual Funds	202,273.45
Fixed Income	4,493,114.16
Mutual Funds	3,253,869.99
Total Cash and Investments	<u>8,235,162.87</u>
Accrued Interest	17,319.68
Due from Municipality	18,959.51
Prepays	<u>2,960.75</u>
Total Assets	<u>8,274,402.81</u>

**Liabilities**

Expenses Due/Unpaid	<u>10,295.93</u>
Total Liabilities	<u>10,295.93</u>

<b>Net Position Held in Trust for Pension Benefits</b>	<u><u>8,264,106.88</u></u>
--	----------------------------

See Accountants' Compilation Report

**Barrington Hills Police Pension Fund**  
**Statement of Changes in Net Position - Modified Cash Basis**  
**For the One Month Ended January 31, 2016**

**Additions**

Contributions - Employer	\$ 4,603.52
Contributions - Employee	<u>13,517.34</u>
Total Contributions	<u>18,120.86</u>
Investment Income	
Interest and Dividends Earned	5,808.12
Net Change in Fair Value	<u>(178,940.93)</u>
Total Investment Income	<u>(173,132.81)</u>
Less: Investment Expense	<u>0.00</u>
Net Investment Income	<u>(173,132.81)</u>
Total Additions	<u>(155,011.95)</u>

**Deductions**

Administration	0.00
Benefits and Refunds	
Benefits	35,566.02
Refunds	<u>0.00</u>
Total Deductions	<u>35,566.02</u>

**Change in Position** (190,577.97)

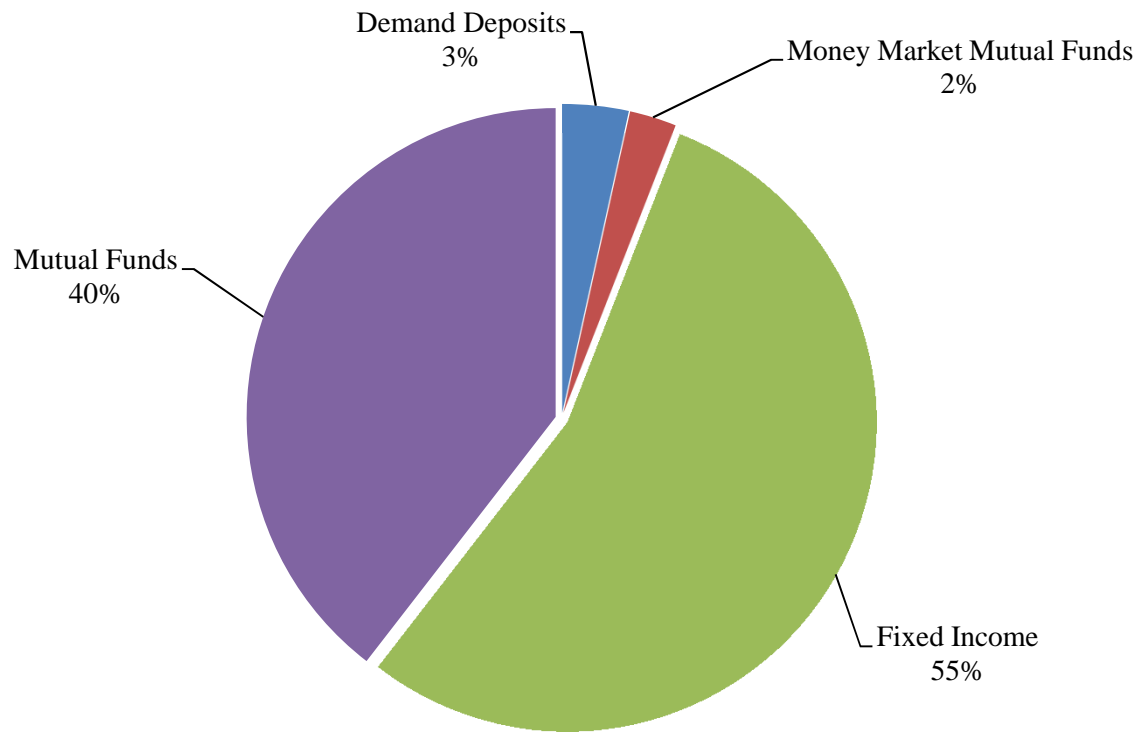
**Net Position Held in Trust for Pension Benefits**

Beginning of Year	<u>8,454,684.85</u>
End of Period	<u><u>8,264,106.88</u></u>



## Other Supplementary Information

## Barrington Hills Police Pension Fund Cash and Investments

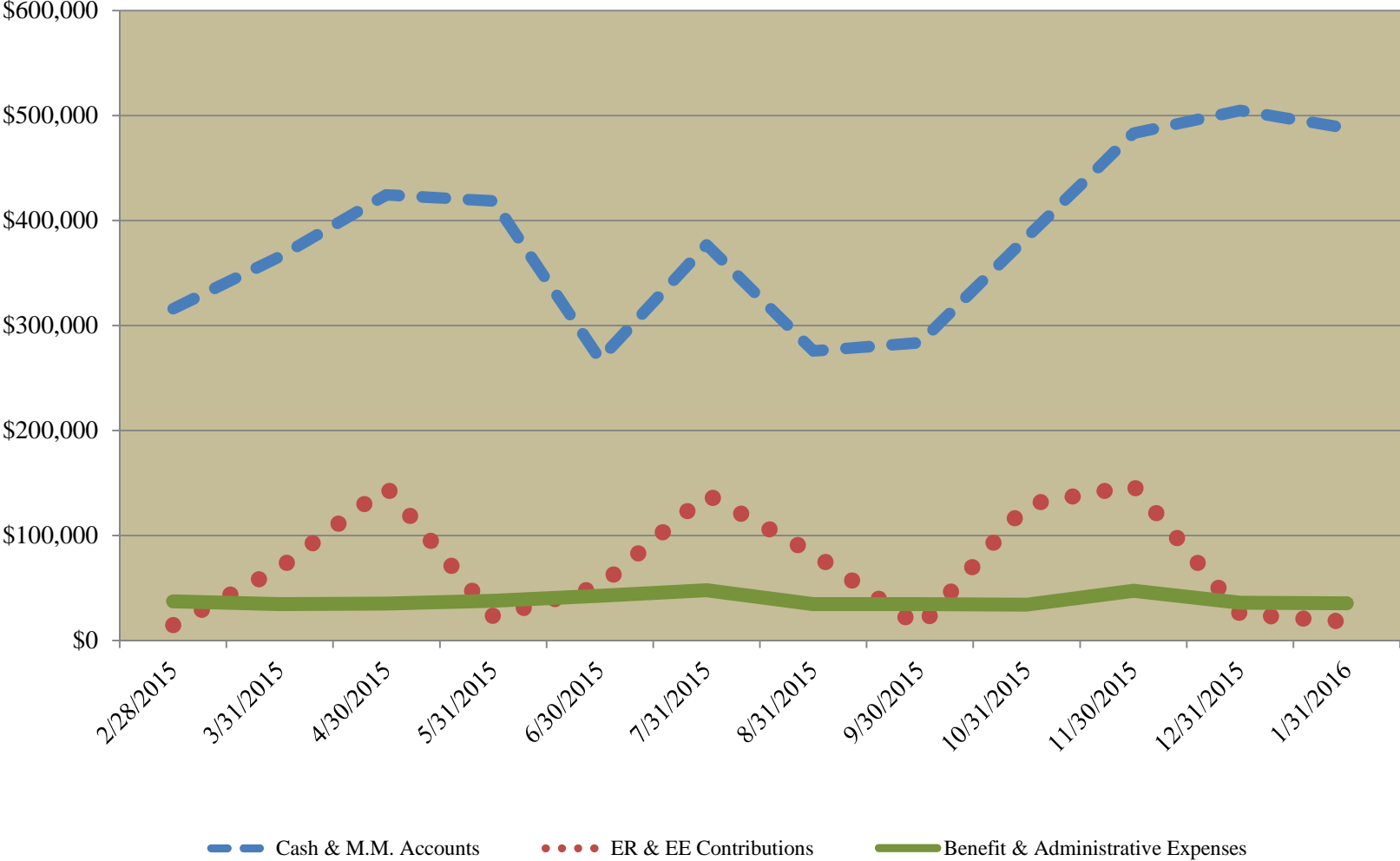


**Barrington Hills Police Pension Fund  
Cash Analysis Report  
For the Twelve Periods Ending January 31, 2016**

	2/28/15	3/31/15	4/30/15	5/31/15	6/30/15	7/31/15	8/31/15	9/30/15	10/31/15	11/30/15	12/31/15	1/31/16
<u>Financial Institutions</u>	<u>Balance</u>	<u>Balance</u>	<u>Balance</u>	<u>Balance</u>	<u>Balance</u>	<u>Balance</u>	<u>Balance</u>	<u>Balance</u>	<u>Balance</u>	<u>Balance</u>	<u>Balance</u>	<u>Balance</u>
CK - Harris Bank #321-494-7	8,805	9,585	8,845	8,568	9,585	9,727	9,585	10,000	22,394	10,000	9,585	20,840
CK - Illinois Funds #151600005	58,159	37,886	72,405	180,496	110,663	240,341	173,740	101,502	67,551	296,918	284,102	250,802
CK - Illinois Funds Reconciling Items	8,597	62,509	139,332	16,777	45,010	6,504	6,405	6,405	123,568	6,775	9,565	14,263
	<u>75,560</u>	<u>109,980</u>	<u>220,581</u>	<u>205,842</u>	<u>165,258</u>	<u>256,572</u>	<u>189,730</u>	<u>117,907</u>	<u>213,514</u>	<u>313,693</u>	<u>303,252</u>	<u>285,905</u>
MM - Charles Schwab #7469-8825	158,358	171,718	172,843	181,680	70,260	70,260	36,137	90,824	91,949	106,506	110,861	110,861
MM - Charles Schwab #1225-7340	82,407	84,323	31,283	31,283	32,516	50,253	50,253	75,293	78,804	63,169	90,881	91,413
	<u>240,765</u>	<u>256,041</u>	<u>204,125</u>	<u>212,963</u>	<u>102,776</u>	<u>120,513</u>	<u>86,390</u>	<u>166,118</u>	<u>170,753</u>	<u>169,675</u>	<u>201,742</u>	<u>202,273</u>
Totals	<u>316,326</u>	<u>366,020</u>	<u>424,707</u>	<u>418,805</u>	<u>268,034</u>	<u>377,085</u>	<u>276,120</u>	<u>284,024</u>	<u>384,267</u>	<u>483,367</u>	<u>504,993</u>	<u>488,179</u>
<u>Contributions</u>												
Current Tax - Village	2,297	56,358	132,734	10,558	38,144	126,292	69,980	-	117,532	134,697	12,274	4,604
Contributions - Current Year	12,600	12,699	13,244	12,519	13,891	12,909	12,810	12,810	12,294	12,778	13,279	13,148
Contributions - Prior Year	-	-	-	-	-	-	-	-	-	-	-	370
	<u>14,896</u>	<u>69,057</u>	<u>145,978</u>	<u>23,077</u>	<u>52,035</u>	<u>139,201</u>	<u>82,790</u>	<u>12,810</u>	<u>129,826</u>	<u>147,475</u>	<u>25,552</u>	<u>18,121</u>
<u>Expenses</u>												
Benefits	34,223	34,223	34,223	34,223	34,223	34,223	34,223	34,223	34,223	34,461	34,629	35,566
Administration	3,245	415	1,155	3,597	8,399	13,671	415	415	-	12,842	1,390	-
	<u>37,468</u>	<u>34,638</u>	<u>35,378</u>	<u>37,820</u>	<u>42,622</u>	<u>47,894</u>	<u>34,638</u>	<u>34,638</u>	<u>34,223</u>	<u>47,303</u>	<u>36,019</u>	<u>35,566</u>
Total Contributions less Expenses	<u>(22,572)</u>	<u>34,418</u>	<u>110,600</u>	<u>(14,743)</u>	<u>9,413</u>	<u>91,308</u>	<u>48,152</u>	<u>(21,828)</u>	<u>95,603</u>	<u>100,172</u>	<u>(10,467)</u>	<u>(17,445)</u>

See Accountants' Compilation Report

# Barrington Hills Police Pension Fund Cash Analysis Summary

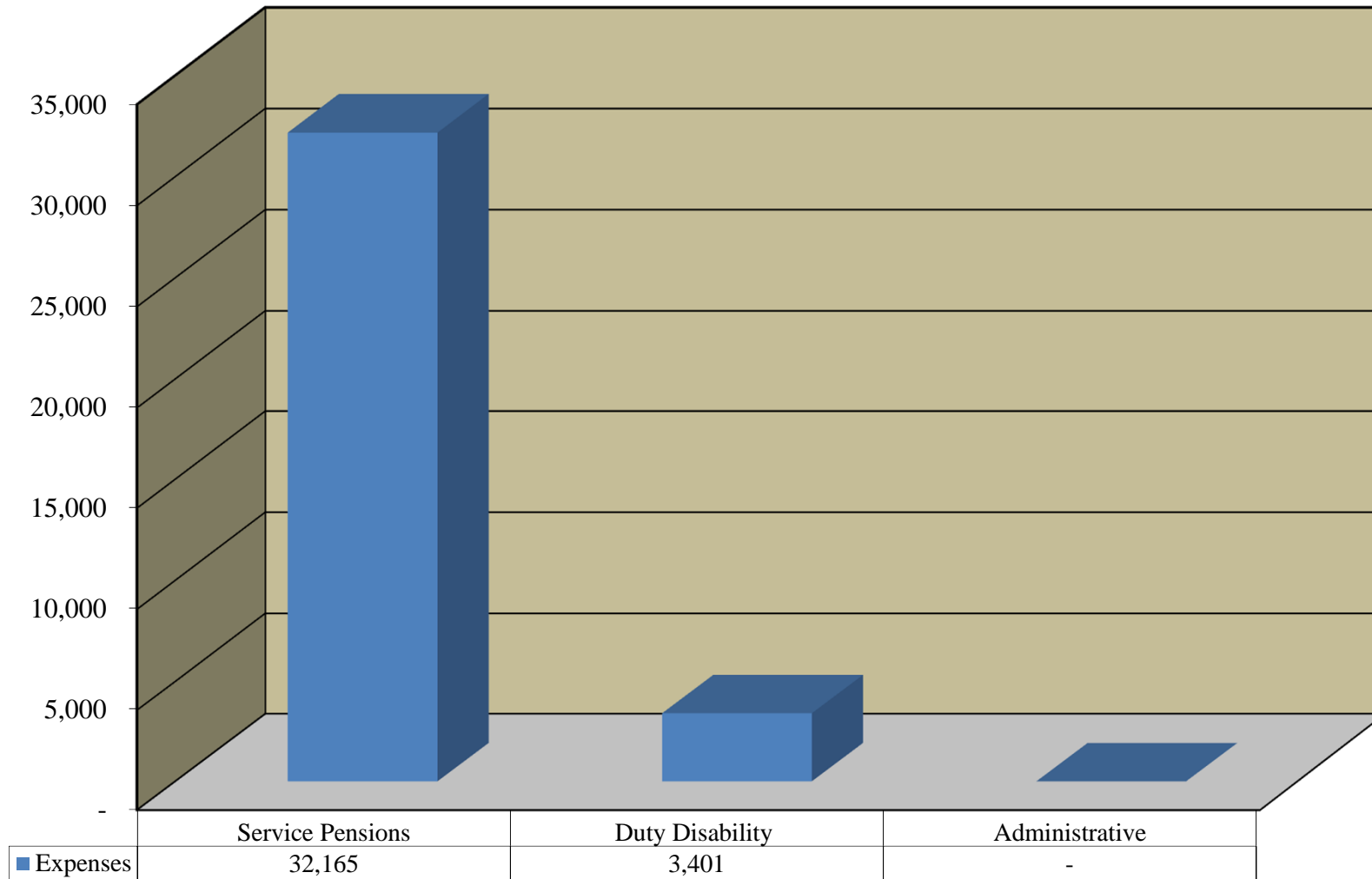


# Barrington Hills Police Pension Fund

## Revenue Report as of January 31, 2016

	<u>Received this Month</u>	<u>Received this Year</u>
<b><u>Revenues</u></b>		
<b><u>Municipal and Member Contributions</u></b>		
<b><u>Municipal Contributions</u></b>		
41-210-00 - Current Tax - Village	4,603.52	4,603.52
	<u>4,603.52</u>	<u>4,603.52</u>
<b><u>Member Contributions</u></b>		
41-410-00 - Contributions - Current Year	13,147.71	13,147.71
41-420-00 - Contributions - Prior Year	369.63	369.63
	<u>13,517.34</u>	<u>13,517.34</u>
<b>Total Municipal and Member Contributions</b>	<u>18,120.86</u>	<u>18,120.86</u>
<b><u>Investment Income</u></b>		
<b><u>Interest and Dividends</u></b>		
43-103-01 - CK - Illinois Funds #1-516-0000-5798	48.75	48.75
43-550-03 - Equity - Schwab #1225-7340	531.87	531.87
	<u>580.62</u>	<u>580.62</u>
<b><u>Gains and Losses</u></b>		
44-252-01 - GL - Fixed Income - Schwab #7469-8825	50,713.69	50,713.69
44-550-03 - GL - Equity - Schwab #1225-7340	(229,654.62)	(229,654.62)
	<u>(178,940.93)</u>	<u>(178,940.93)</u>
<b><u>Other Income</u></b>		
45-200-00 - Accrued Interest	5,177.50	5,177.50
49-000-01 - Other Income	50.00	50.00
	<u>5,227.50</u>	<u>5,227.50</u>
<b>Total Investment Income</b>	<u>(173,132.81)</u>	<u>(173,132.81)</u>
<b>Total Revenues</b>	<u>(155,011.95)</u>	<u>(155,011.95)</u>

## Barrington Hills Police Pension Fund Expenses



# Barrington Hills Police Pension Fund Expense Report as of January 31, 2016

	<b><u>Expended this Month</u></b>	<b><u>Expended this Year</u></b>
<b><u>Expenses</u></b>		
<b><u>Pensions and Benefits</u></b>		
51-020-00 - Service Pensions	32,164.68	32,164.68
51-030-00 - Non-Duty Disability Pensions	0.00	0.00
51-040-00 - Duty Disability Pensions	3,401.34	3,401.34
51-050-00 - Occupational Disease Pensions	0.00	0.00
51-060-00 - Surviving Spouse Pensions	0.00	0.00
51-070-00 - Children's Pensions	0.00	0.00
51-080-00 - Parent's Pensions	0.00	0.00
51-090-00 - Handicapped Annuitant Pensions	0.00	0.00
51-100-00 - Refund of Contributions	0.00	0.00
51-110-00 - Transfers to Other Pensions	0.00	0.00
	<u>35,566.02</u>	<u>35,566.02</u>
 <b><u>Administrative</u></b>		
<b>Total Administrative</b>	<u>0.00</u>	<u>0.00</u>
 <b>Total Expenses</b>	<u>35,566.02</u>	<u>35,566.02</u>

See Accountants' Compilation Report

**Barrington Hills Police Pension Fund  
Member Contribution Report  
As of Month Ended January 31, 2016**

Name	Thru Prior Fiscal Year	Current Fiscal Year	Service Purchase	Refunds	Total Contributions
Baird, Brian D.	\$ 95,579.47	755.88	0.00	0.00	96,335.35
Borck, Todd M.	111,280.06	886.64	0.00	0.00	112,166.70
Caputo, Dominic V.	128,419.57	755.88	0.00	0.00	129,175.45
Colditz, Joseph S.	126,054.19	954.18	0.00	0.00	127,008.37
Currie, Jason D.	46,684.28	805.43	0.00	0.00	47,489.71
Deutschle, Gary A.	75,256.24	755.88	0.00	0.00	76,012.12
Hensler, Jeremy J.	80,270.08	755.88	0.00	0.00	81,025.96
Johnson, Mark E.	64,866.25	755.88	0.00	0.00	65,622.13
Kann, David M.	111,849.99	886.64	0.00	0.00	112,736.63
McKinney, Patrick J.	80,507.21	755.88	0.00	0.00	81,263.09
Parada, Sabas N.	72,282.97	755.88	0.00	0.00	73,038.85
Riedel, Ronald W.	119,025.22	886.64	0.00	0.00	119,911.86
Ruffin, Ronald L.	78,493.07	755.88	0.00	0.00	79,248.95
Semelsberger, Richard W.	149,040.28	1,013.30	0.00	0.00	150,053.58
Stokes, Erik E.	107,993.54	755.88	369.63	0.00	109,119.05
Underwood, Curt A.	127,848.27	911.96	0.00	0.00	128,760.23
<b>Total</b>	<b>1,575,450.69</b>	<b>13,147.71</b>	<b>369.63</b>	<b>0.00</b>	<b>1,588,968.03</b>

Service Purchases					
Name - Type of Purchase	41-420-00 Prior Year Contributions	41-440-00 Interest from Members	41-450-00 Other Member Revenue	Total	
Stokes, Erik E. - Principal	1	369.63	0.00	0.00	369.63
<b>Total</b>		<b>369.63</b>	<b>0.00</b>	<b>0.00</b>	<b>369.63</b>

1 - Contribution Correction per client instruction



Batches 19236

Barrington Hills Police Pension Fund

Multiple Batch Report

Check Date 1/29/2016 1

SSN	Family ID	Employee Name Alt Payee Name	ACH	Check #	Net Amount	Member Gross	Federal Tax
<u>Duty Disability</u>							
***-**-1358	100511	Fernandez, Alexander	<input checked="" type="checkbox"/>	0	\$3,401.34	\$3,401.34	\$0.00
		<b>***-**-1358 Subtotal:</b>			\$3,401.34	\$3,401.34	\$0.00
		<b>Duty Disability Subtotal:</b>			\$3,401.34	\$3,401.34	\$0.00
<u>Service</u>							
***-**-1074	100513	Gallagher, Michael B.	<input checked="" type="checkbox"/>	0	\$4,789.44	\$5,770.91	\$981.47
		<b>***-**-1074 Subtotal:</b>			\$4,789.44	\$5,770.91	\$981.47
***-**-2873	103734	Hammelmann, Gary A.	<input checked="" type="checkbox"/>	0	\$5,243.14	\$5,951.73	\$708.59
		<b>***-**-2873 Subtotal:</b>			\$5,243.14	\$5,951.73	\$708.59
***-**-1667	103733	Murphy, Michael N.	<input checked="" type="checkbox"/>	0	\$7,185.99	\$8,404.10	\$1,218.11
		<b>***-**-1667 Subtotal:</b>			\$7,185.99	\$8,404.10	\$1,218.11
***-**-6816	100512	Prinner, Terry L.	<input checked="" type="checkbox"/>	0	\$4,788.17	\$5,356.91	\$568.74
		<b>***-**-6816 Subtotal:</b>			\$4,788.17	\$5,356.91	\$568.74
***-**-0193	100510	Schuld, Alfred W.	<input checked="" type="checkbox"/>	0	\$5,763.04	\$6,681.03	\$917.99
		<b>***-**-0193 Subtotal:</b>			\$5,763.04	\$6,681.03	\$917.99

Batches 19236

Barrington Hills Police Pension Fund

Multiple Batch Report

Check Date 1/29/2016 1

SSN	Family ID	Employee Name Alt Payee Name	ACH	Check #	Net Amount	Member Gross	Federal Tax
<b>Service Subtotal:</b>					\$27,769.78	\$32,164.68	\$4,394.90

**Totals**

ACH Flag	Payments	Net Payment Total	Gross	Federal Tax
Yes	6	\$31,171.12	\$35,566.02	\$4,394.90
No	0	\$0.00	\$0.00	\$0.00
<b>Grand Total</b>	6	\$31,171.12	\$35,566.02	\$4,394.90

# Barrington Hills Police Pension Fund

## Vendor Checks Report

11/01/15-01/31/16

Page 1

Vendor Name	Chk. No.	Check Date	Amount	
IPPPFA	30051	11/02/15	450.00	<b>Electronic</b>
<b>Account No.</b>	<b>Description</b>	<b>Amount</b>		
52-290-25	2015 FALL CONF REG	450.00		
52-290-25	HAMMELMANN,G	0.00		
MESIROW INSURANCE SERVICES, INC.	30052	11/02/15	2,598.00	<b>Electronic</b>
<b>Account No.</b>	<b>Description</b>	<b>Amount</b>		
52-150-01	FID INS POL#MGL001271700	2,598.00		
52-150-01	INV#904750 EFF 11/01/15	0.00		
MESIROW INSURANCE SERVICES, INC.	30053	11/02/15	186.15	<b>Electronic</b>
<b>Account No.</b>	<b>Description</b>	<b>Amount</b>		
52-150-01	FID INS POL#AGL001264800	186.15		
52-150-01	INV#902784 EFF 10/01/15	0.00		
NCPERS	30050	11/02/15	250.00	
<b>Account No.</b>	<b>Description</b>	<b>Amount</b>		
52-290-26	INV#5294 MEM RENEWAL 2016	250.00		
ROBBINS SCHWARTZ NICHOLAS LIFTON	30054	11/02/15	2,875.08	<b>Electronic</b>
<b>Account No.</b>	<b>Description</b>	<b>Amount</b>		
52-170-05	INV#263902 LEGAL SVCS	0.00		
52-170-05	BOARD GOVERNANCE	250.00		
52-170-05	BOARD GOVERNANCE PAST DUE	2,075.08		
52-170-05	FINANCE	0.00		
52-170-05	FINANCE PAST DUE	550.00		
WALL & ASSOCIATES	30055	11/02/15	6,035.20	<b>Electronic</b>
<b>Account No.</b>	<b>Description</b>	<b>Amount</b>		
52-190-01	MGMT FEES 3Q15	6,035.20		
	Subtotal		<u>12,394.43</u>	
LAUTERBACH & AMEN, LLP	30056	11/09/15	415.00	<b>Electronic</b>
<b>Account No.</b>	<b>Description</b>	<b>Amount</b>		
52-170-03	INV#12740 09/15 ACCTG SVC	370.00		
52-170-03	INV#12740 09/15 PAYROLL	45.00		
MESIROW INSURANCE SERVICES, INC.	30057	11/09/15	32.85	<b>Electronic</b>
<b>Account No.</b>	<b>Description</b>	<b>Amount</b>		
52-150-01	FID INS POL#AGL001264800	32.85		
52-150-01	EFF 10/01/15 INV#907664	0.00		
	Subtotal		<u>447.85</u>	
LAUTERBACH & AMEN, LLP	30058	12/07/15	975.00	<b>Electronic</b>
<b>Account No.</b>	<b>Description</b>	<b>Amount</b>		
52-170-03	INV#13257 10/15 ACCTG SVC	370.00		
52-170-03	INV#13257 10/15 PAYROLL	45.00		
52-170-03	INV#13672 FYE14 MCR	560.00		
	Subtotal		<u>975.00</u>	
LAUTERBACH & AMEN, LLP	30059	12/28/15	415.00	<b>Electronic</b>
<b>Account No.</b>	<b>Description</b>	<b>Amount</b>		
52-170-03	INV#13827 11/15 ACCTG SVC	370.00		
52-170-03	INV#13827 11/15 PAYROLL	45.00		
	Subtotal		415.00	

# Barrington Hills Police Pension Fund

## Vendor Checks Report

11/01/15-01/31/16

<u>Vendor Name</u>	<u>Chk. No.</u>	<u>Check Date</u>	<u>Amount</u>
		TOTAL	<u>14,232.28</u>

# Performance Summary

Net of Fees	<b>Date Range</b> 1/1/2016 - 1/31/2016	<b>Client Name</b> Barrington Hills Police Pension Fund	<b>Account Name</b> Account Aggregate	<b>Account Number</b>	<b>Currency</b> USD
-------------	---	---	--	-----------------------	------------------------

## Portfolio Summary

Beginning Market Value	8,407,725.11
Beginning Accrued Interest	12,075.33
Additions	13,422.84
Withdrawals	-46,770.74
Period Realized Gains/Losses <sup>3</sup>	0.00
Period Unrealized Gains/Losses <sup>2</sup>	-175,091.21
Interest Income	48.75
Dividend Income	531.87
Management Fees	0.00
Ending Market Value	8,199,866.61
Ending Accrued Interest	17,339.94
Total Gain after Management Fees	-169,245.99
Time Weighted Return %	-2.01
Benchmark Return %	-1.31
Average Annualized Return %	-
Annualized Benchmark Return %	-

Total Portfolio	1 Mo	3 Mo	YTD	1 Yr	3 Yr	5 Yr
Time Weighted Return % <sup>1</sup>	-2.01	-3.15	-2.01	-1.48	3.21	3.34
40% S&P 500 55% BC Inter. Gov. Credit & 5% TBills % <sup>1</sup>	-1.31	-2.13	-1.31	0.33	5.48	5.99
+/- Benchmark %	-0.69	-1.02	-0.69	-1.81	-2.27	-2.65

1. Returns are annualized for periods greater than 1 year.

2. Period Unrealized Gains/Losses--Unrealized Gains/Losses of all securities held in account(s) based on market values at the end of the day before the first date of the report. For purchases made during the report period, the unrealized gain/loss is based on cost basis of those purchases.

3. Period Realized Gains/Losses--Realized Gains/Losses generated by all closing positions during the report period based on market value at the end of the day before the first date of the report. For purchases made during the report period, the realized gain/loss is based on cost basis of those purchases.

# Performance Summary

Net of Fees	<b>Date Range</b> 1/1/2016 - 1/31/2016	<b>Client Name</b> Barrington Hills Police Pension Fund	<b>Account Name</b> ETF Global Equity	<b>Account Number</b> 12257340	<b>Currency</b> USD
-------------	---	---	--	-----------------------------------	------------------------

## Portfolio Summary

Beginning Market Value	3,574,405.44
Beginning Accrued Interest	0.00
Additions	0.00
Withdrawals	0.00
Period Realized Gains/Losses <sup>3</sup>	0.00
Period Unrealized Gains/Losses <sup>2</sup>	-229,654.62
Interest Income	0.00
Dividend Income	531.87
Management Fees	0.00
Ending Market Value	3,345,282.69
Ending Accrued Interest	0.00
Total Gain after Management Fees	-229,122.75
Time Weighted Return %	-6.41
Benchmark Return %	-5.96
Average Annualized Return %	-
Annualized Benchmark Return %	-

Total Portfolio	1 Mo	3 Mo	YTD	1 Yr	3 Yr	5 Yr	Since Inception 1/31/2012
Time Weighted Return % <sup>1</sup>	-6.41	-8.37	-6.41	-4.82	7.61	-	9.47
80% R3K & 20% EAFE (net) % <sup>1</sup>	-5.96	-7.64	-5.96	-3.67	8.56	-	10.62
+/- Benchmark %	-0.45	-0.73	-0.45	-1.15	-0.94	-	-1.15
65% R3K & 35% EAFE % <sup>1</sup>	-6.20	-8.06	-6.20	-4.57	7.07	-	9.52
+/- Benchmark %	-0.21	-0.31	-0.21	-0.25	0.55	-	-0.04
S&P 500 TR USD % <sup>1</sup>	-4.96	-6.18	-4.96	-0.67	11.31	-	12.62
+/- Benchmark %	-1.45	-2.18	-1.45	-4.16	-3.70	-	-3.15

1. Returns are annualized for periods greater than 1 year.

2. Period Unrealized Gains/Losses--Unrealized Gains/Losses of all securities held in account(s) based on market values at the end of the day before the first date of the report. For purchases made during the report period, the unrealized gain/loss is based on cost basis of those purchases.

3. Period Realized Gains/Losses--Realized Gains/Losses generated by all closing positions during the report period based on market value at the end of the day before the first date of the report. For purchases made during the report period, the realized gain/loss is based on cost basis of those purchases.

# Performance Summary

Net of Fees	<b>Date Range</b> 1/1/2016 - 1/31/2016	<b>Client Name</b> Barrington Hills Police Pension Fund	<b>Account Name</b> Fixed Income	<b>Account Number</b> 74698825	<b>Currency</b> USD
-------------	---	---	-------------------------------------	-----------------------------------	------------------------

## Portfolio Summary

Beginning Market Value	4,549,218.09
Beginning Accrued Interest	12,075.33
Additions	0.00
Withdrawals	0.00
Period Realized Gains/Losses <sup>3</sup>	0.00
Period Unrealized Gains/Losses <sup>2</sup>	54,563.41
Interest Income	0.00
Dividend Income	0.00
Management Fees	0.00
Ending Market Value	4,603,781.49
Ending Accrued Interest	17,339.94
Total Gain after Management Fees	59,828.01
Time Weighted Return %	1.31
Benchmark Return %	1.22
Average Annualized Return %	-
Annualized Benchmark Return %	-

Total Portfolio	1 Mo	3 Mo	YTD	1 Yr	3 Yr	5 Yr
Time Weighted Return % <sup>1</sup>	1.31	0.79	1.31	0.75	1.47	2.36
Barclays US Govt/Credit Interm TR USD % <sup>1</sup>	1.22	0.63	1.22	0.63	1.63	2.75
+/- Benchmark %	0.09	0.16	0.09	0.12	-0.16	-0.39
Barclays US Agency Interm TR USD % <sup>1</sup>	1.06	0.63	1.06	1.24	1.32	1.79
+/- Benchmark %	0.25	0.16	0.25	-0.48	0.15	0.57
Barclays US Agg Interm TR USD % <sup>1</sup>	1.25	0.79	1.25	1.08	1.97	2.93
+/- Benchmark %	0.06	0.00	0.06	-0.33	-0.50	-0.57

1. Returns are annualized for periods greater than 1 year.

2. Period Unrealized Gains/Losses--Unrealized Gains/Losses of all securities held in account(s) based on market values at the end of the day before the first date of the report. For purchases made during the report period, the unrealized gain/loss is based on cost basis of those purchases.

3. Period Realized Gains/Losses--Realized Gains/Losses generated by all closing positions during the report period based on market value at the end of the day before the first date of the report. For purchases made during the report period, the realized gain/loss is based on cost basis of those purchases.

# Barrington Hills Police Pension Fund: Account Aggregate

## Portfolio Current Value

by Security Type

					Date 1/31/2016	Account Number	Report Currency USD		
Security Name	Symbol	Units	Unit Cost	Total Cost	Price	Market Value	Percent Asset	Current Yield	
<b>Cash</b>		-	-	<b>202,273.45</b>	-	<b>202,273.45</b>	<b>2.46</b>	<b>0.00</b>	
Sweep Account		202,273.450	1.00	202,273.45	1.00	202,273.45	2.46	-	
<b>Exchange-Traded Fund</b>		-	-	<b>3,525,669.03</b>	-	<b>3,253,869.99</b>	<b>39.60</b>	<b>1.90</b>	
iShares MSCI EAFE	EFA	9,021.000	65.10	587,231.51	55.48	500,485.08	6.09	2.95	
iShares MSCI Germany	EWG	3,386.000	27.26	92,311.31	24.33	82,381.38	1.00	2.09	
iShares Nasdaq Biotechnology	IBB	244.000	334.16	81,536.06	267.05	65,160.20	0.79	0.03	
iShares US Aerospace & Defense	ITA	620.000	113.79	70,549.79	109.42	67,840.40	0.83	1.12	
iShares US Basic Materials	IYM	1,131.000	74.86	84,670.86	63.24	71,524.44	0.87	2.27	
iShares US Medical Devices	IHI	661.000	123.40	81,569.81	115.00	76,015.00	0.93	1.36	
iShares US Pharmaceuticals	IHE	498.000	164.28	81,811.03	141.78	70,606.44	0.86	1.02	
iShares US Real Estate	IYR	169.000	75.89	12,825.45	72.00	12,168.00	0.15	4.09	
iShares US Telecommunications	IYZ	2,247.000	30.20	67,859.45	27.79	62,444.13	0.76	2.04	
iShares US Utilities	IDU	695.000	106.97	74,343.10	113.18	78,660.10	0.96	4.03	
PowerShares DWA Consumer Staples Mom ETF	PSL	1,301.000	56.81	73,905.62	55.64	72,382.83	0.88	1.20	
PowerShares Dynamic Engy Explr&Prdtn ETF	PXE	1,916.000	26.92	51,583.65	20.11	38,530.76	0.47	2.80	
PowerShares Dynamic Food & Beverage ETF	PBJ	2,169.000	32.83	71,203.56	31.57	68,475.33	0.83	1.26	
PowerShares Dynamic Leisure & Entmnt ETF	PEJ	1,983.000	37.56	74,487.26	33.30	66,033.90	0.80	0.58	
PowerShares NASDAQ Internet ETF	PNQI	1,098.000	82.31	90,379.51	71.02	77,980.07	0.95	0.00	
SPDR® S&P 500 ETF	SPY	439.000	209.82	92,111.90	193.72	85,043.43	1.03	2.17	
SPDR® S&P Homebuilders ETF	XHB	2,046.000	36.48	74,632.09	30.52	62,443.92	0.76	0.56	
SPDR® S&P Insurance ETF	KIE	1,606.000	72.87	117,021.95	65.62	105,385.72	1.28	1.75	



## Barrington Hills Police Pension Fund: Account Aggregate

### Portfolio Current Value

by Security Type

					Date 1/31/2016	Account Number	Report Currency USD	
Security Name	Symbol	Units	Unit Cost	Total Cost	Price	Market Value	Percent Asset	Current Yield
SPDR® S&P Regional Banking ETF	KRE	2,571.000	45.66	117,394.13	36.66	94,252.86	1.15	2.06
SPDR® S&P Semiconductor ETF	XSD	2,099.000	43.09	90,454.86	41.42	86,940.58	1.06	0.61
Vanguard Consumer Discretionary ETF	VCR	1,761.000	112.50	198,111.74	115.43	203,272.23	2.47	1.40
Vanguard Consumer Staples ETF	VDC	1,111.000	118.69	131,868.97	129.07	143,396.77	1.75	2.55
Vanguard Energy ETF	VDE	1,633.000	120.92	197,455.90	79.98	130,612.24	1.59	3.30
Vanguard Financials ETF	VFH	4,655.000	47.19	219,689.71	44.33	206,356.15	2.51	2.18
Vanguard Health Care ETF	VHT	1,229.000	116.49	143,160.84	120.51	148,106.79	1.80	1.34
Vanguard Industrials ETF	VIS	2,058.000	94.81	195,116.69	94.52	194,522.16	2.37	2.07
Vanguard Information Technology ETF	VGT	3,756.000	93.82	352,382.27	101.93	382,849.08	4.66	1.36
<b>Fixed Income</b>		-	-	<b>4,451,906.82</b>	-	<b>4,510,260.68</b>	<b>54.89</b>	<b>1.38</b>
3M CO 2% DUE 06/26/22	88579YAF8	200,000.000	97.03	194,054.60	99.32	198,634.80	2.42	2.01
Accrued Interest						388.89		
APPLE INC 2.4% DUE 05/03/23	037833AK6	200,000.000	95.33	190,665.20	98.01	196,012.80	2.40	2.45
Accrued Interest						1,186.67		
CHEVRON CORP 2.355% DUE 12/05/22	166764AB6	200,000.000	97.15	194,291.39	95.59	191,181.40	2.33	2.46
Accrued Interest						614.92		
FED HOME LN BK 1.875% DUE 03/13/20	313378J77	500,000.000	97.62	488,118.00	102.33	511,630.00	6.27	1.83
Accrued Interest						3,645.83		
FNMA 1.625% DUE 11/27/18	3135G0YT4	500,000.000	100.63	503,165.50	101.77	508,827.50	6.21	1.60
Accrued Interest						1,444.44		
MICROSOFT CORP 2.375% DUE 05/01/23	594918AT1	200,000.000	98.41	196,818.19	99.97	199,944.00	2.45	2.38

# Barrington Hills Police Pension Fund: Account Aggregate

## Portfolio Current Value

by Security Type

					Date 1/31/2016	Account Number	Report Currency USD		
Security Name	Symbol	Units	Unit Cost	Total Cost	Price	Market Value	Percent Asset	Current Yield	
Accrued Interest						1,187.50			
TENNESSEE VALLEY 1.875% DUE 08/15/22	880591EN8	665,000.000	100.69	669,600.51	99.84	663,914.72	8.15	1.88	
Accrued Interest						5,853.39			
US TREAS NT 0.625% DUE 04/30/18	912828UZ1	755,000.000	98.77	745,703.30	99.45	750,870.90	9.15	0.63	
Accrued Interest						1,192.65			
US TREAS NT 0.625% UST NOTE DUE 11/30/17	912828UA6	1,075,000.000	99.56	1,070,220.13	99.69	1,071,640.62	13.06	0.63	
Accrued Interest						1,138.15			
WAL-MART STORES 1.125% DUE 04/11/18	931142DF7	200,000.000	99.64	199,270.00	100.13	200,264.00	2.45	1.12	
Accrued Interest						687.50			
<b>Money Market Fund</b>		-	-	<b>253,802.43</b>	-	<b>250,802.43</b>	<b>3.05</b>	<b>0.00</b>	
Illinois Funds Money Fund	IPTIP	250,802.430	1.00	253,802.43	1.00	250,802.43	3.05	-	
<b>Total Portfolio</b>		-	-	<b>8,433,651.73</b>	-	<b>8,217,206.55</b>	<b>100.00</b>	<b>1.60</b>	