

## **Police Pension Board Report 2.2**

-Pension Report 2.2

-Investment Report 2.2a

# Barrington Hills Police Pension Fund

---

## Monthly Financial Report

For the Month Ended

November 30, 2016

---

Prepared By



Lauterbach & Amen, LLP

CERTIFIED PUBLIC ACCOUNTANTS

# **Barrington Hills Police Pension Fund**

## **Table of Contents**

	Starting on Page
Accountants' Compilation Report.....	1-1
Financial Statements	
Statement of Net Position - Modified Cash Basis.....	2-1
Statement of Changes in Net Position - Modified Cash Basis.....	2-2
Other Supplementary Information	
Cash & Investments - Pie Chart.....	3-1
Cash Analysis Report.....	4-1
Cash Analysis Summary - Graph.....	5-1
Revenue Report.....	6-1
Expenses - Bar Chart.....	7-1
Expense Report.....	8-1
Member Contribution Report.....	9-1
Payroll Batch Report.....	10-1
Quarterly Vendor Check Report.....	11-1



---

## Accountants' Compilation Report

---



December 19, 2016

Barrington Hills Police Pension Fund  
112 Algonquin Road  
Barrington Hills, IL 60010-5102

To Members of the Pension Board:

Management is responsible for the accompanying statement of net position - modified cash basis of the Barrington Hills Police Pension Fund as of November 30, 2016 and the related statement of changes in net position - modified cash basis for the eleven months then ended and determining that the modified cash basis of accounting is an acceptable financial reporting framework. We have performed the compilation engagement in accordance with Statements for Standards and Review Services promulgated by the Accounting and Review Services Committee of the American Institute of Certified Public Accountants. We did not audit or review the accompanying financial statements nor were we required to perform any procedures to verify the accuracy or completeness of the information provided by management. Accordingly, we do not express an opinion, a conclusion, nor provide any form of assurance on the financial statements.

The financial statements are prepared in accordance with the modified cash basis of accounting, which is a basis of accounting other than accounting principles generally accepted in the United States of America.

Management has elected to omit substantially all of the disclosures included in financial statements prepared in accordance with the modified cash basis of accounting. If the omitted disclosures were included in the financial statements and other supplementary information, they might influence the user's conclusions about the Pension Fund's assets, liabilities, net position, additions and deductions. Accordingly, these financial statements and other supplementary information are not designed for those who are not informed about such matters.

#### Other Matter

The other supplementary information is presented for purposes of additional analysis and is not a required part of the basic financial statements. This information is the representation of management. The information was subject to our compilation engagement. We have not audited or reviewed the other supplementary information nor were we required to perform any procedures to verify the accuracy or completeness of the information provided by management. Accordingly, we do not express an opinion, a conclusion, nor provide any form of assurance on the other supplementary information.

We are not independent with respect to the Barrington Hills Police Pension Fund.

Cordially,

*Lauterbach & Amen, LLP*

Lauterbach & Amen, LLP



---

## Financial Statements

---

**Barrington Hills Police Pension Fund**  
**Statement of Net Position - Modified Cash Basis**  
**As of November 30, 2016**

**Assets**

Cash and Cash Equivalents	\$ 10,000.00
Investments at Fair Market Value	
Money Market Mutual Funds	199,746.54
Illinois Funds	218,657.93
Fixed Income	4,732,404.29
Mutual Funds	3,932,223.22
Total Cash and Investments	<u>9,093,031.98</u>
Accrued Interest	20,890.09
Prepays	<u>2,415.00</u>
<b>Total Assets</b>	<b><u>9,116,337.07</u></b>

**Liabilities**

Expenses Due/Unpaid	10,044.72
Due to Municipality	<u>21,391.83</u>
<b>Total Liabilities</b>	<b><u>31,436.55</u></b>

<b>Net Position Held in Trust for Pension Benefits</b>	<b><u><u>9,084,900.52</u></u></b>
--	-----------------------------------

**Barrington Hills Police Pension Fund**  
**Statement of Changes in Net Position - Modified Cash Basis**  
**For the Eleven Months Ended November 30, 2016**

**Additions**

Contributions - Municipal	\$ 659,020.48
Contributions - Members	146,208.46
Total Contributions	<u>805,228.94</u>
Investment Income	
Interest and Dividends Earned	126,508.26
Net Change in Fair Value	165,908.52
Total Investment Income	<u>292,416.78</u>
Less Investment Expense	(24,810.57)
Net Investment Income	<u>267,606.21</u>
<b>Total Additions</b>	<b><u>1,072,835.15</u></b>

**Deductions**

Administration	33,739.60
Pension Benefits and Refunds	
Pension Benefits	391,226.22
Refunds	837.61
<b>Total Deductions</b>	<b><u>425,803.43</u></b>

**Change in Position** **647,031.72**

**Net Position Held in Trust for Pension Benefits**

Beginning of Year	<u>8,437,868.80</u>
<b>End of Period</b>	<b><u>9,084,900.52</u></b>



---

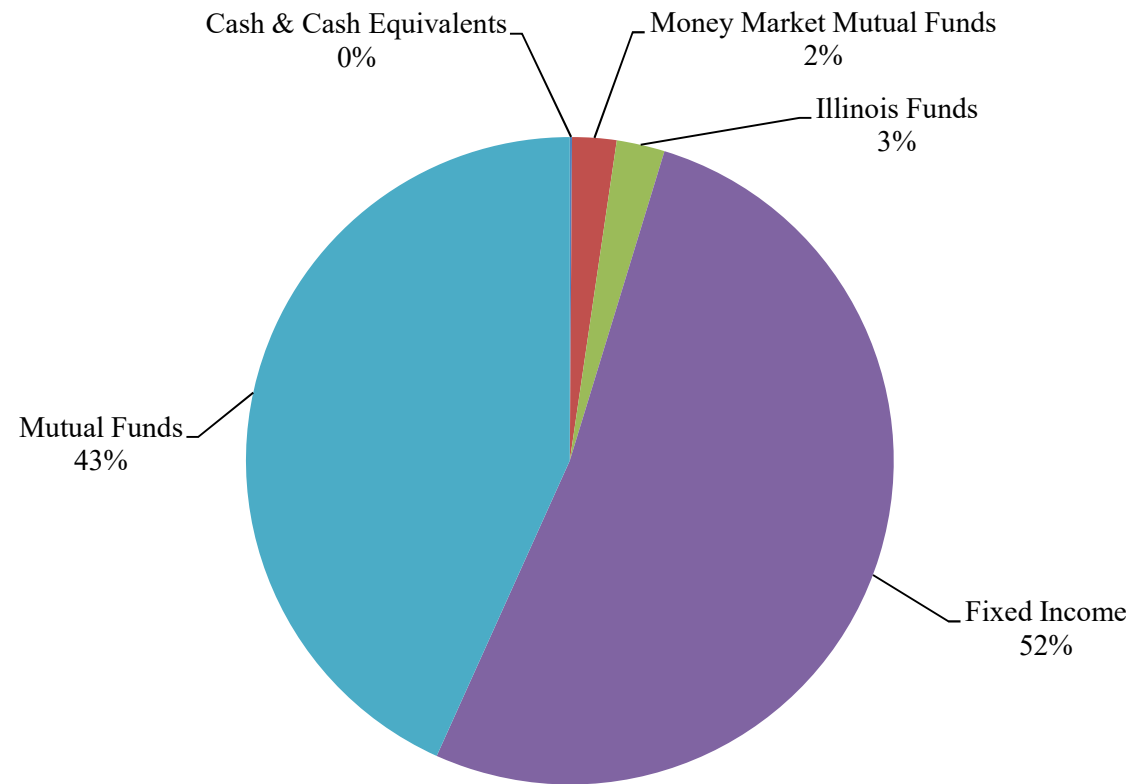
## Other Supplementary Information

---

# Barrington Hills Police Pension Fund

---

## Cash and Investments



# Barrington Hills Police Pension Fund

## Cash Analysis Report

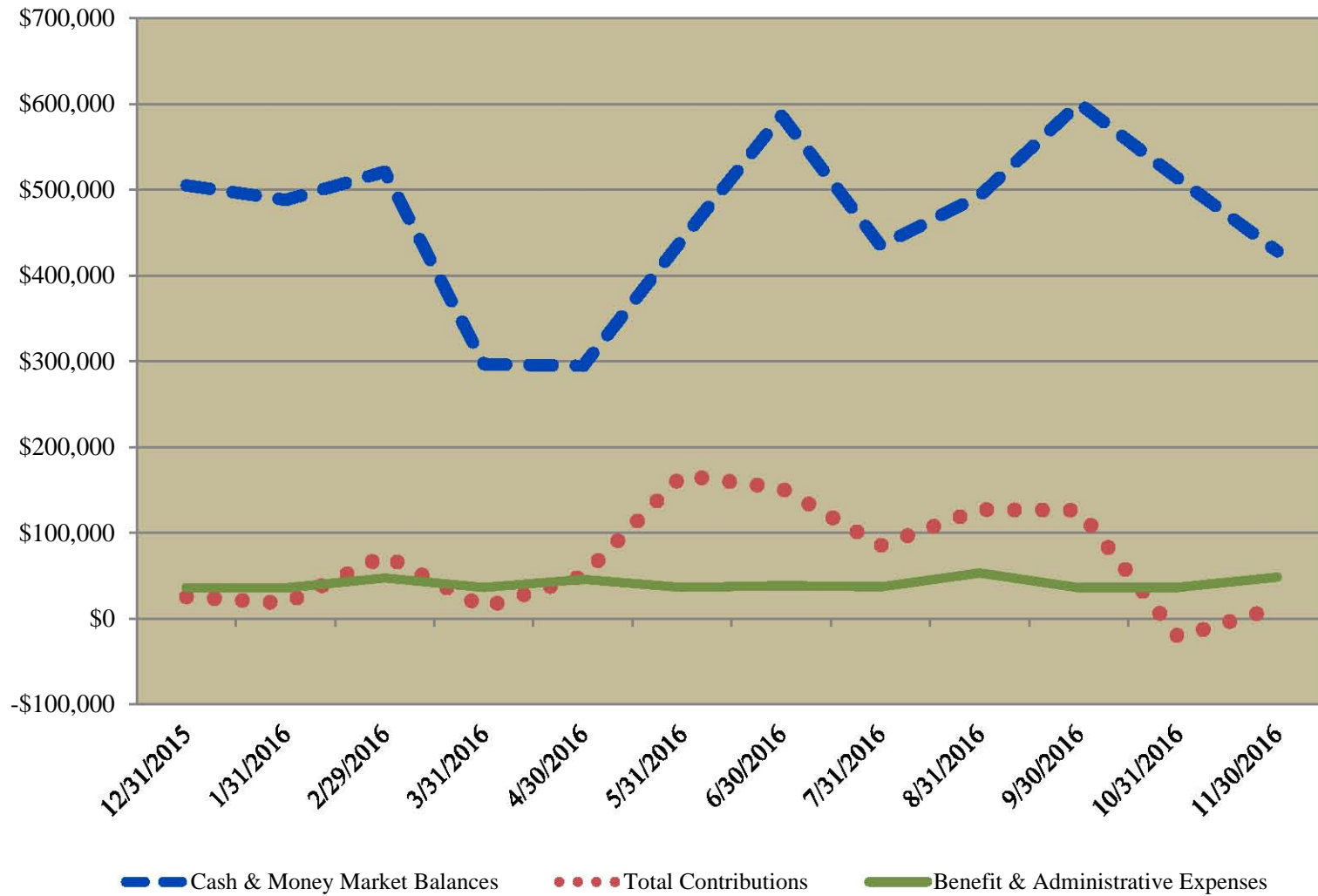
### For the Twelve Periods Ending November 30, 2016

<b><u>Financial Institutions</u></b>		<u>12/31/15</u>	<u>01/31/16</u>	<u>02/29/16</u>	<u>03/31/16</u>	<u>04/30/16</u>	<u>05/31/16</u>	<u>06/30/16</u>	<u>07/31/16</u>	<u>08/31/16</u>	<u>09/30/16</u>	<u>10/31/16</u>	<u>11/30/16</u>
Harris Bank - CK	#321-494-7	\$ 9,585	20,840	9,575	10,000	350	13,934	7,261	22,520	22,520	9,575	10,000	10,000
		<u>9,585</u>	<u>20,840</u>	<u>9,575</u>	<u>10,000</u>	<u>350</u>	<u>13,934</u>	<u>7,261</u>	<u>22,520</u>	<u>22,520</u>	<u>9,575</u>	<u>10,000</u>	<u>10,000</u>
Schwab - MM	#7469-8825	110,861	110,861	242,095	46,783	47,908	62,464	220,452	18,661	99,896	204,585	136,081	98,488
Schwab - MM	#1225-7340	90,881	91,413	91,413	85,450	78,567	80,274	106,396	108,051	85,975	98,592	99,811	101,258
Illinois Funds - CK	#151600005798	284,102	250,802	-	-	-	-	-	-	-	-	-	-
Illinois Funds - CK - Reconciling Items		9,565	14,263	-	-	-	-	-	-	-	-	-	-
Illinois Funds - MM	#1600005798	-	-	115,401	78,597	154,404	285,429	123,134	213,335	170,579	174,857	266,958	218,658
Illinois Funds - MM - Reconciling		-	-	62,426	75,772	13,742	-	129,093	72,299	114,182	113,081	-	-
		<u>495,409</u>	<u>467,339</u>	<u>511,335</u>	<u>286,602</u>	<u>294,621</u>	<u>428,167</u>	<u>579,075</u>	<u>412,346</u>	<u>470,632</u>	<u>591,115</u>	<u>502,850</u>	<u>418,404</u>
<b>Total</b>		<b><u>504,994</u></b>	<b><u>488,179</u></b>	<b><u>520,910</u></b>	<b><u>296,602</u></b>	<b><u>294,971</u></b>	<b><u>442,101</u></b>	<b><u>586,336</u></b>	<b><u>434,866</u></b>	<b><u>493,152</u></b>	<b><u>600,690</u></b>	<b><u>512,850</u></b>	<b><u>428,404</u></b>
<b><u>Contributions</u></b>													
Current Tax - Village		12,274	4,604	60,600	-	36,176	154,527	138,041	72,299	114,182	113,081	(34,490)	-
Contributions - Current Year		13,279	13,148	13,098	13,346	13,742	12,720	13,947	13,197	13,098	13,098	13,346	13,098
Contributions - Prior Year		-	370	-	-	-	-	-	-	-	-	-	-
		<u>25,553</u>	<u>18,122</u>	<u>73,698</u>	<u>13,346</u>	<u>49,918</u>	<u>167,247</u>	<u>151,988</u>	<u>85,496</u>	<u>127,280</u>	<u>126,179</u>	<u>(21,144)</u>	<u>13,098</u>
<b><u>Expenses</u></b>													
Pension Benefits		34,629	35,566	35,566	35,566	35,566	35,566	35,566	35,566	35,566	35,566	35,566	35,566
Refunds/Transfers of Service		-	-	-	838	-	-	-	-	-	-	-	-
Administration		1,390	-	11,680	-	10,260	850	2,739	1,300	17,645	425	830	12,821
		<u>36,019</u>	<u>35,566</u>	<u>47,246</u>	<u>36,404</u>	<u>45,826</u>	<u>36,416</u>	<u>38,305</u>	<u>36,866</u>	<u>53,211</u>	<u>35,991</u>	<u>36,396</u>	<u>48,387</u>
<b>Total Contributions less Expenses</b>		<b><u>(10,466)</u></b>	<b><u>(17,444)</u></b>	<b><u>26,452</u></b>	<b><u>(23,058)</u></b>	<b><u>4,092</u></b>	<b><u>130,831</u></b>	<b><u>113,683</u></b>	<b><u>48,630</u></b>	<b><u>74,069</u></b>	<b><u>90,188</u></b>	<b><u>(57,540)</u></b>	<b><u>(35,289)</u></b>

See Accountants' Compilation Report

# Barrington Hills Police Pension Fund

## Cash Analysis Summary



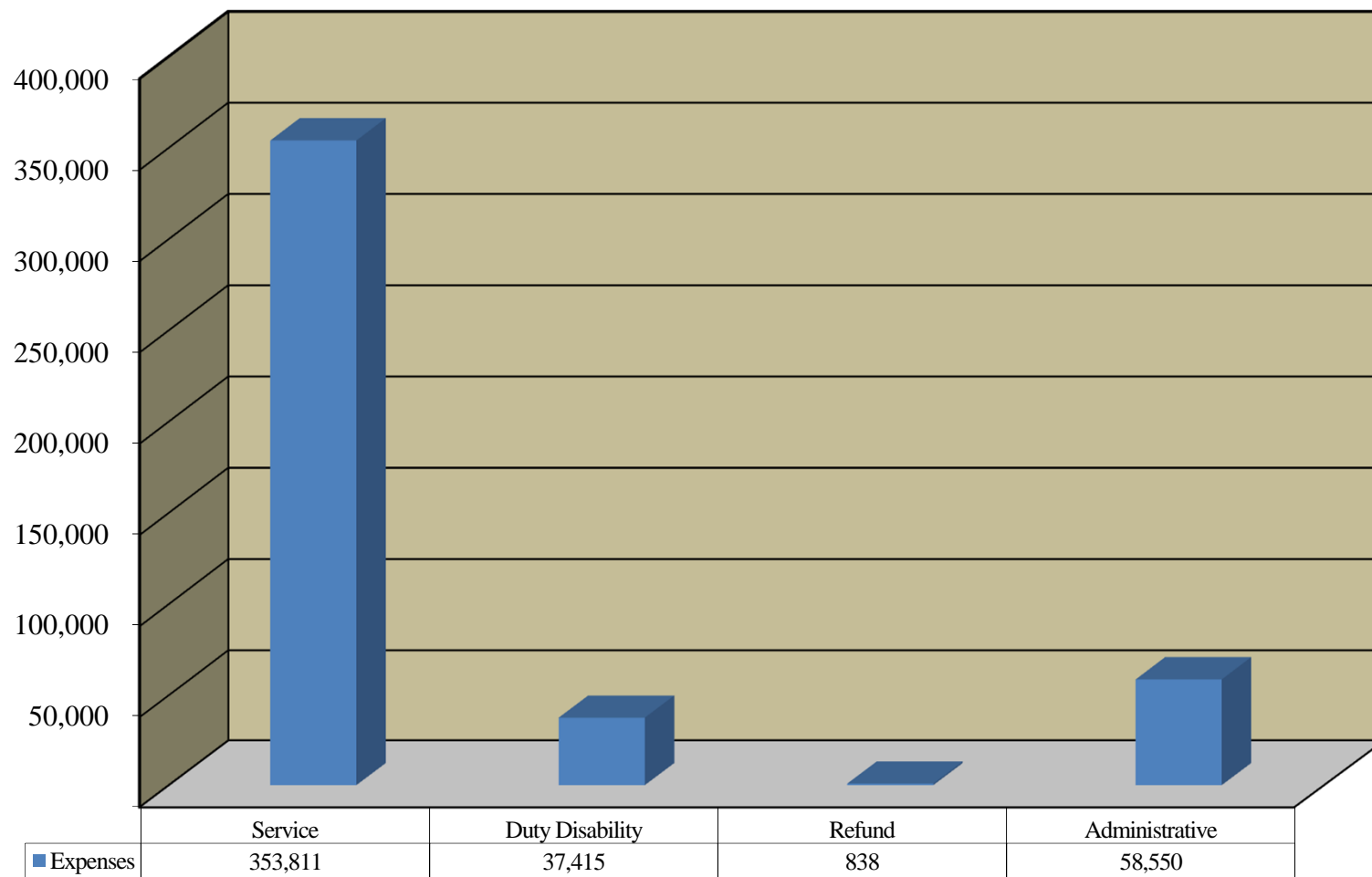
# Barrington Hills Police Pension Fund

## Revenue Report as of November 30, 2016

		<u>Received this Month</u>	<u>Received this Year</u>
<b><u>Contributions</u></b>			
Contributions - Municipal			
41-210-00 - Current Tax - Village		\$ 0.00	659,020.48
		<u>0.00</u>	<u>659,020.48</u>
Contributions - Members			
41-410-00 - Contributions - Current Year		13,098.16	145,838.83
41-420-00 - Contributions - Prior Year		<u>0.00</u>	<u>369.63</u>
		<u>13,098.16</u>	<u>146,208.46</u>
<b>Total Contributions</b>		<b><u>13,098.16</u></b>	<b><u>805,228.94</u></b>
<b><u>Investment Income</u></b>			
Interest and Dividends			
43-103-01 - Illinois Funds - Money Market	#151600005798	0.00	69.07
43-106-01 - Illinois Funds - Money Market	#1600005798	87.03	474.76
43-252-01 - Schwab - Fixed Income	#7469-8825	8,838.66	54,209.14
43-550-03 - Schwab - Stock Equities	#1225-7340	<u>1,446.95</u>	<u>62,957.38</u>
		<u>10,372.64</u>	<u>117,710.35</u>
Gains and Losses			
44-252-01 - Schwab - Fixed Income	#7469-8825	(96,753.25)	(30,210.08)
44-550-03 - Schwab - Stock Equities	#1225-7340	<u>109,537.10</u>	<u>196,118.60</u>
		<u>12,783.85</u>	<u>165,908.52</u>
Other Income			
45-200-00 - Accrued Interest		(18.63)	8,747.91
49-000-01 - Other Income		<u>0.00</u>	<u>50.00</u>
		<u>(18.63)</u>	<u>8,797.91</u>
<b>Total Investment Income</b>		<b><u>23,137.86</u></b>	<b><u>292,416.78</u></b>
<b>Total Revenue</b>		<b><u>36,236.02</u></b>	<b><u>1,097,645.72</u></b>

# Barrington Hills Police Pension Fund

## Pension Benefits and Expenses



# Barrington Hills Police Pension Fund

## Expense Report as of November 30, 2016

	<b><u>Expended this Month</u></b>	<b><u>Expended this Year</u></b>
<b><u>Pensions and Benefits</u></b>		
51-020-00 - Service Pensions	\$ 32,164.68	353,811.48
51-040-00 - Duty Disability Pensions	3,401.34	37,414.74
51-100-00 - Refund of Contributions	0.00	837.61
<b>Total Pensions and Benefits</b>	<b><u>35,566.02</u></b>	<b><u>392,063.83</u></b>
<b><u>Administrative</u></b>		
Insurance		
52-150-01 - Fiduciary Insurance	<u>2,735.00</u>	<u>2,735.00</u>
	<u>2,735.00</u>	<u>2,735.00</u>
Professional Services		
52-170-01 - Actuarial Services	0.00	3,500.00
52-170-03 - Accounting & Bookkeeping Services	425.00	6,075.00
52-170-04 - Medical Services	0.00	1,138.00
52-170-05 - Legal Services	<u>2,951.37</u>	<u>16,065.46</u>
	<u>3,376.37</u>	<u>26,778.46</u>
Investment		
52-190-01 - Investment Manager/Advisor Fees	<u>6,459.44</u>	<u>24,810.57</u>
	<u>6,459.44</u>	<u>24,810.57</u>
Other Expense		
52-290-25 - Conference/Seminar Fees	0.00	1,580.00
52-290-26 - Association Dues	250.00	1,045.00
52-290-34 - IDOI Filing Fee Expense	<u>0.00</u>	<u>1,601.14</u>
	<u>250.00</u>	<u>4,226.14</u>
<b>Total Administrative</b>	<b><u>12,820.81</u></b>	<b><u>58,550.17</u></b>
<b>Total Expenses</b>	<b><u>48,386.83</u></b>	<b><u>450,614.00</u></b>

**Barrington Hills Police Pension Fund**  
**Member Contribution Report**  
**As of Month Ended November 30, 2016**

<b>Name</b>	<b>Thru Prior Fiscal Year</b>	<b>Current Fiscal Year</b>	<b>Service Purchase</b>	<b>Refunds</b>	<b>Total Contributions</b>
Baird, Brian D.	\$ 95,579.47	8,438.56	0.00	0.00	104,018.03
Borck, Todd M.	111,280.06	9,876.92	0.00	0.00	121,156.98
Caputo, Dominic V.	128,419.57	8,512.89	0.00	0.00	136,932.46
Colditz, Joseph S.	126,054.19	10,619.86	0.00	0.00	136,674.05
Currie, Jason D.	46,684.28	8,364.23	0.00	0.00	55,048.51
Deutschle, Gary A.	75,256.24	8,314.68	0.00	0.00	83,570.92
Hensler, Jeremy J.	80,270.08	8,413.78	0.00	0.00	88,683.86
Johnson, Mark E.	64,866.25	8,364.23	0.00	0.00	73,230.48
Kann, David M.	111,849.99	9,876.92	0.00	0.00	121,726.91
McKinney, Patrick J.	80,507.21	8,413.78	0.00	0.00	88,920.99
Parada, Sabas N.	72,282.97	8,413.78	0.00	0.00	80,696.75
Riedel, Ronald W.	119,025.22	9,876.92	0.00	0.00	128,902.14
Ruffin, Ronald L.	78,493.07	8,413.78	0.00	0.00	86,906.85
Semelsberger, Richard W.	149,040.28	11,344.50	0.00	0.00	160,384.78
Stokes, Erik E.	107,993.54	8,438.56	369.63	0.00	116,801.73
Underwood, Curt A.	127,848.27	10,155.44	0.00	0.00	138,003.71
	<b>1,575,450.69</b>	<b>145,838.83</b>	<b>369.63</b>	<b>0.00</b>	<b>1,721,659.15</b>

**Inactive/Terminated Members**

Hoffelt, Vivian	837.61	0.00	0.00	(837.61)	0.00
<b>Total</b>	<b>1,576,288.30</b>	<b>145,838.83</b>	<b>369.63</b>	<b>(837.61)</b>	<b>1,721,659.15</b>

**Service Purchases**

<b>Name - Type of Purchase</b>	<b>41-420-00 Prior Year Contributions</b>	<b>41-440-00 Interest from Members</b>	<b>41-450-00 Other Member Revenue</b>	<b>Total</b>
Stokes, Erik E. - 2015 Correction - Principal	369.63	0.00	0.00	369.63
<b>Total</b>	<b>369.63</b>	<b>0.00</b>	<b>0.00</b>	<b>369.63</b>

Batches 22955

Barrington Hills Police Pension Fund

Multiple Batch Report

Check Date 11/30/2016

SSN	Family ID	Employee Name Alt Payee Name	ACH	Check #	Net Amount	Member Gross	Federal Tax
<u>Duty Disability</u>							
***-**-1358							
	100511	Fernandez, Alexander	<input checked="" type="checkbox"/>	0	\$3,401.34	\$3,401.34	\$0.00
				***-**-1358 Subtotal:	\$3,401.34	\$3,401.34	\$0.00
				Duty Disability Subtotal:	\$3,401.34	\$3,401.34	\$0.00
<u>Service</u>							
***-**-1074							
	100513	Gallagher, Michael B.	<input checked="" type="checkbox"/>	0	\$4,789.44	\$5,770.91	\$981.47
				***-**-1074 Subtotal:	\$4,789.44	\$5,770.91	\$981.47
***-**-2873							
	103734	Hammelmann, Gary A.	<input checked="" type="checkbox"/>	0	\$5,243.14	\$5,951.73	\$708.59
				***-**-2873 Subtotal:	\$5,243.14	\$5,951.73	\$708.59
***-**-1667							
	103733	Murphy, Michael N.	<input checked="" type="checkbox"/>	0	\$6,683.72	\$8,404.10	\$1,720.38
				***-**-1667 Subtotal:	\$6,683.72	\$8,404.10	\$1,720.38
***-**-6816							
	100512	Prinner, Terry L.	<input checked="" type="checkbox"/>	0	\$4,416.95	\$5,356.91	\$939.96
				***-**-6816 Subtotal:	\$4,416.95	\$5,356.91	\$939.96
***-**-0193							
	100510	Schuld, Alfred W.	<input checked="" type="checkbox"/>	0	\$5,763.04	\$6,681.03	\$917.99
				***-**-0193 Subtotal:	\$5,763.04	\$6,681.03	\$917.99

See Accountants' Compilation Report

Batches 22955

Barrington Hills Police Pension Fund

Multiple Batch Report

Check Date 11/30/2016

SSN	Family ID	Employee Name Alt Payee Name	ACH	Check #	Net Amount	Member Gross	Federal Tax
Service Subtotal:					\$26,896.29	\$32,164.68	\$5,268.39

Totals

ACH Flag	Payments	Net Payment Total	Gross	Federal Tax
Yes	6	\$30,297.63	\$35,566.02	\$5,268.39
No	0	\$0.00	\$0.00	\$0.00
Grand Total	6	\$30,297.63	\$35,566.02	\$5,268.39

# Barrington Hills Police Pension Fund

## Quarterly Vendor Check Report

All Bank Accounts  
September 1, 2016 - November 30, 2016

<b>Check</b>		<b>Invoice</b>		<b>Check</b>
<b>Date</b>	<b>Number</b>	<b>Vendor Name</b>	<b>Amount</b>	<b>Amount</b>
09/29/16	30084	<b>Lauterbach &amp; Amen, LLP</b>		
		52-170-03 #17796 08/16 Accounting Service	380.00	
		52-170-03 #17796 08/16 Payroll Service	45.00	
		<b>ACH Amount (Direct Deposit)</b>		<u>425.00</u>
09/30/16	30083	<b>Internal Revenue Service</b>		
		20-230-00 Internal Revenue Service	5,268.39	
		<b>ACH Amount (Direct Deposit)</b>		<u>5,268.39</u>
10/03/16	30085	<b>IPPFA</b>		
		52-290-25 2016 Fall Registration	830.00	
		52-290-25 Gary Hammelmann & Todd Borck	0.00	
		<b>ACH Amount (Direct Deposit)</b>		<u>830.00</u>
10/31/16	30086	<b>Internal Revenue Service</b>		
		20-230-00 Internal Revenue Service	5,268.39	
		<b>ACH Amount (Direct Deposit)</b>		<u>5,268.39</u>
11/04/16	30091	<b>NCPERS</b>		
		52-290-26 2017 Association Dues	250.00	
		<b>Check Amount</b>		<u>250.00</u>
11/07/16	30087	<b>Lauterbach &amp; Amen, LLP</b>		
		52-170-03 #18260 09/16 Accounting Service	380.00	
		52-170-03 #18260 09/16 Payroll Service	45.00	
		<b>ACH Amount (Direct Deposit)</b>		<u>425.00</u>
11/07/16	30088	<b>Mesirow Insurance Services, Inc.</b>		
		52-150-01 Policy# MGL001271701	2,735.00	
		52-150-01 #948575 11/01/16-11/01/17	0.00	
		<b>ACH Amount (Direct Deposit)</b>		<u>2,735.00</u>
11/07/16	30089	<b>Robbins Schwartz Nicholas Lifton</b>		
		52-170-05 Board Governance	615.00	
		52-170-05 Board Governance Previous Balance	1,157.62	
		52-170-05 Finance	563.75	
		52-170-05 Finance Previous Balance	410.00	
		52-170-05 Village Audit Request Previous Balance	205.00	
		<b>ACH Amount (Direct Deposit)</b>		<u>2,951.37</u>
11/07/16	30090	<b>Wall &amp; Associates</b>		
		52-190-01 3Q16 Investment Manager/Advisor Fee	6,459.44	
		<b>ACH Amount (Direct Deposit)</b>		<u>6,459.44</u>

# Barrington Hills Police Pension Fund

## Quarterly Vendor Check Report

All Bank Accounts  
September 1, 2016 - November 30, 2016

			Invoice	Check
Date	Check Number	Vendor Name	Amount	Amount
11/30/16	30092	<b>Internal Revenue Service</b>		
	20-230-00	Internal Revenue Service	5,268.39	
		<b>ACH Amount (Direct Deposit)</b>		<u>5,268.39</u>
		<b>Total Payments</b>		<u><u>29,880.98</u></u>

# Performance Summary

## Net of Fees

**Date Range**

11/1/2016 - 11/30/2016

**Client Name**
Barrington Hills Police  
Pension Fund
**Account Name**

Aggregated Accounts

**Account Number**
**Currency**

USD

### Portfolio Summary

Beginning Market Value	9,108,262.31
Beginning Accrued Interest	21,008.26
Additions	0.00
Withdrawals	-48,386.83
Period Realized Gains/Losses <sup>3</sup>	-634.10
Period Unrealized Gains/Losses <sup>2</sup>	15,880.75
Interest Income	6,463.76
Dividend Income	1,446.08
Management Fees	0.00
Ending Market Value	9,083,031.97
Ending Accrued Interest	20,816.39
Total Gain after Management Fees	22,964.62
Time Weighted Return %	0.25
Benchmark Return %	0.53
Average Annualized Return %	-
Annualized Benchmark Return %	-

Total Portfolio	1 Mo	3 Mo	YTD	1 Yr	3 Yr	5 Yr	Since Inception 12/31/2008
Time Weighted Return % <sup>1</sup>	0.25	-0.65	3.53	2.24	3.20	4.53	4.17
40% S&P 500 55% BC Inter. Gov. Credit & 5% TBills % <sup>1</sup>	0.53	-0.35	5.12	4.26	4.75	6.86	7.73
+/- Benchmark %	-0.28	-0.31	-1.58	-2.02	-1.55	-2.32	-3.55

1. Returns are annualized for periods greater than 1 year.

2. Period Unrealized Gains/Losses--Unrealized Gains/Losses of all securities held in account(s) based on market values at the end of the day before the first date of the report. For purchases made during the report period, the unrealized gain/loss is based on cost basis of those purchases.

3. Period Realized Gains/Losses--Realized Gains/Losses generated by all closing positions during the report period based on market value at the end of the day before the first date of the report. For purchases made during the report period, the realized gain/loss is based on cost basis of those purchases.

# Barrington Hills Police Pension Fund: Aggregated Accounts

## Portfolio Current Value

by Security Type

				Date	Account Number	Report Currency		
				11/30/2016		USD		
Security Name	Symbol	Units	Unit Cost	Total Cost	Price	Market Value	Percent Asset	Current Yield
<b>Cash</b>		-	-	<b>199,746.54</b>	-	<b>199,746.54</b>	<b>2.19</b>	<b>0.00</b>
Sweep Account		199,746.540	1.00	199,746.54	1.00	199,746.54	2.19	-
<b>Exchange-Traded Fund</b>		-	-	<b>3,738,414.92</b>	-	<b>3,932,223.22</b>	<b>43.19</b>	<b>2.10</b>
First Trust Utilities AlphaDEX® ETF	FXU	2,152.000	25.51	54,893.43	25.73	55,370.96	0.61	2.73
iShares MSCI EAFE	EFA	6,829.000	63.57	434,141.72	56.79	387,818.91	4.26	2.97
iShares MSCI Emerging Markets	EEM	5,340.000	37.57	200,632.75	35.50	189,570.00	2.08	2.16
iShares MSCI Germany	EWG	7,246.000	25.51	184,838.47	24.83	179,918.18	1.98	2.46
iShares US Aerospace & Defense	ITA	1,170.000	132.38	154,881.27	143.31	167,672.70	1.84	0.85
iShares US Basic Materials	IYM	1,084.000	77.41	83,908.06	83.87	90,915.08	1.00	1.58
iShares US Energy	IYE	3,641.000	36.65	133,427.47	41.07	149,535.87	1.64	2.29
iShares US Medical Devices	IHI	1,642.000	144.35	237,025.57	131.49	215,906.58	2.37	1.09
iShares US Technology	IYW	1,931.000	116.72	225,395.27	118.94	229,673.14	2.52	1.16
iShares US Telecommunications	IYZ	2,756.000	30.72	84,664.63	31.95	88,054.20	0.97	1.87
PowerShares DWA Consumer Staples Mom ETF	PSL	2,701.000	58.58	158,233.53	52.93	142,963.93	1.57	1.17
PowerShares Dynamic Retail ETF	PMR	4,207.000	37.04	155,835.39	36.80	154,805.40	1.70	0.79
PowerShares KBW High Div Yld Fincl ETF	KBWD	9,038.000	21.01	189,895.09	23.07	208,506.66	2.29	8.52
SPDR® Dow Jones REIT ETF	RWR	543.000	99.55	54,053.58	90.62	49,206.66	0.54	3.89
SPDR® S&P Oil & Gas Explor & Prodtn ETF	XOP	2,035.000	37.61	76,544.08	41.93	85,327.55	0.94	0.91
Vanguard Consumer Discretionary ETF	VCR	1,839.000	114.73	210,995.11	129.12	237,451.68	2.61	1.40
Vanguard Consumer Staples ETF	VDC	1,084.000	130.51	141,473.53	130.71	141,689.64	1.56	2.40
Vanguard Financials ETF	VFH	5,981.000	45.91	274,562.82	57.24	342,352.44	3.76	1.87

## Barrington Hills Police Pension Fund: Aggregated Accounts

### Portfolio Current Value

by Security Type

				Date	Account Number	Report Currency		
				11/30/2016		USD		
Security Name	Symbol	Units	Unit Cost	Total Cost	Price	Market Value	Percent Asset	Current Yield
Vanguard Health Care ETF	VHT	1,761.000	119.75	210,872.01	126.65	223,030.65	2.45	1.42
Vanguard Industrials ETF	VIS	1,401.000	99.74	139,733.69	119.04	166,775.04	1.83	1.77
Vanguard Information Technology ETF	VGT	3,537.000	93.98	332,407.47	120.35	425,677.95	4.68	1.30
<b>Fixed Income</b>		<b>-</b>	<b>-</b>	<b>4,779,683.29</b>	<b>-</b>	<b>4,753,220.67</b>	<b>52.21</b>	<b>1.67</b>
3M CO 2% DUE 06/26/22	88579YAF8	200,000.000	97.03	194,054.60	97.99	195,975.40	2.17	2.04
Accrued Interest						1,711.11		
APPLE INC 2.4% DUE 05/03/23	037833AK6	200,000.000	95.33	190,665.20	97.17	194,341.40	2.14	2.47
Accrued Interest						360.00		
CHEVRON CORP 2.355% DUE 12/05/22	166764AB6	200,000.000	97.15	194,291.39	97.67	195,347.20	2.17	2.41
Accrued Interest						2,198.00		
FED HOME LN BK 1.875% DUE 03/13/20	313378J77	500,000.000	97.62	488,118.00	101.03	505,167.50	5.57	1.86
Accrued Interest						2,031.25		
FHLB 1.125% DUE 07/14/21	3130A8QS5	1,150,000.000	99.63	1,145,753.50	96.59	1,110,825.25	12.26	1.16
Accrued Interest						4,923.44		
FHLB 1.375% DUE 02/18/21	3130A7CV5	800,000.000	99.56	796,447.00	98.13	785,020.80	8.66	1.40
Accrued Interest						3,116.67		
FNMA 1.625% DUE 11/27/18	3135G0YT4	500,000.000	100.63	503,165.50	100.83	504,173.50	5.54	1.61
Accrued Interest						67.71		
MICROSOFT CORP 2.375% DUE 05/01/23	594918AT1	200,000.000	98.41	196,818.19	98.29	196,587.00	2.16	2.42
Accrued Interest						382.64		
ORACLE CORP 2.4% DUE 09/15/23	68389XBL8	200,000.000	100.75	201,499.40	96.49	192,973.80	2.14	2.49

## Barrington Hills Police Pension Fund: Aggregated Accounts

### Portfolio Current Value

by Security Type

				Date	Account Number	Report Currency		
				11/30/2016		USD		
Security Name	Symbol	Units	Unit Cost	Total Cost	Price	Market Value	Percent Asset	Current Yield
Accrued Interest						2,013.33		
TENNESSEE VALLEY 1.875% DUE 08/15/22	880591EN8	665,000.000	100.69	669,600.51	98.11	652,457.43	7.21	1.91
Accrued Interest						3,705.99		
WAL-MART STORES 1.125% DUE 04/11/18	931142DF7	200,000.000	99.64	199,270.00	99.77	199,535.00	2.20	1.13
Accrued Interest						306.25		
<b>Money Market Fund</b>		-	-	<b>221,647.93</b>	-	<b>218,657.93</b>	<b>2.40</b>	<b>0.00</b>
Illinois Funds Money Fund	IPTIP	218,657.930	1.01	221,647.93	1.00	218,657.93	2.40	-
<b>Total Portfolio</b>		-	-	<b>8,939,492.68</b>	-	<b>9,103,848.36</b>	<b>100.00</b>	<b>1.87</b>

# Performance Summary

## Net of Fees

**Date Range**

11/1/2016 - 11/30/2016

**Client Name**
Barrington Hills Police  
Pension Fund
**Account Name**

ETF Global Equity

**Account Number**

12257340

**Currency**

USD

### Portfolio Summary

Beginning Market Value	3,922,497.37
Beginning Accrued Interest	0.00
Additions	0.00
Withdrawals	0.00
Period Realized Gains/Losses <sup>3</sup>	0.00
Period Unrealized Gains/Losses <sup>2</sup>	109,537.10
Interest Income	0.87
Dividend Income	1,446.08
Management Fees	0.00
Ending Market Value	4,033,481.42
Ending Accrued Interest	0.00
Total Gain after Management Fees	110,984.05
Time Weighted Return %	2.83
Benchmark Return %	3.18
Average Annualized Return %	-
Annualized Benchmark Return %	-

Total Portfolio	1 Mo	3 Mo	YTD	1 Yr	3 Yr	5 Yr	Since Inception 1/31/2012
Time Weighted Return % <sup>1</sup>	2.83	1.17	6.57	3.82	5.49	-	10.71
80% R3K & 20% EAFE (net) % <sup>1</sup>	3.18	1.35	7.93	5.87	6.45	-	11.86
+/- Benchmark %	-0.35	-0.18	-1.36	-2.05	-0.96	-	-1.14
65% R3K & 35% EAFE % <sup>1</sup>	2.21	0.58	5.96	4.05	4.80	-	10.57
+/- Benchmark %	0.62	0.60	0.60	-0.23	0.69	-	0.15
S&P 500 TR USD % <sup>1</sup>	3.70	1.83	9.79	8.06	9.07	-	13.69
+/- Benchmark %	-0.87	-0.66	-3.22	-4.24	-3.58	-	-2.97

1. Returns are annualized for periods greater than 1 year.

2. Period Unrealized Gains/Losses--Unrealized Gains/Losses of all securities held in account(s) based on market values at the end of the day before the first date of the report. For purchases made during the report period, the unrealized gain/loss is based on cost basis of those purchases.

3. Period Realized Gains/Losses--Realized Gains/Losses generated by all closing positions during the report period based on market value at the end of the day before the first date of the report. For purchases made during the report period, the realized gain/loss is based on cost basis of those purchases.

# Performance Summary

## Net of Fees

**Date Range**

11/1/2016 - 11/30/2016

**Client Name**
Barrington Hills Police  
Pension Fund
**Account Name**

Fixed Income

**Account Number**

74698825

**Currency**

USD

### Portfolio Summary

Beginning Market Value	4,918,807.21
Beginning Accrued Interest	21,008.26
Additions	0.00
Withdrawals	0.00
Period Realized Gains/Losses <sup>3</sup>	-634.10
Period Unrealized Gains/Losses <sup>2</sup>	-93,656.35
Interest Income	6,375.86
Dividend Income	0.00
Management Fees	0.00
Ending Market Value	4,830,892.62
Ending Accrued Interest	20,816.39
Total Gain after Management Fees	-88,106.46
Time Weighted Return %	-1.78
Benchmark Return %	-1.73
Average Annualized Return %	-
Annualized Benchmark Return %	-

Total Portfolio	1 Mo	3 Mo	YTD	1 Yr	3 Yr	5 Yr	Since Inception 12/31/2008
Time Weighted Return % <sup>1</sup>	-1.78	-2.13	0.96	0.70	1.65	1.51	2.26
BBgBarc US Govt/Credit Interm TR USD % <sup>1</sup>	-1.73	-2.01	2.01	1.67	1.85	1.99	3.24
+/- Benchmark %	-0.05	-0.13	-1.05	-0.97	-0.20	-0.48	-0.98
BBgBarc US Agency Interm TR USD % <sup>1</sup>	-0.88	-0.89	1.17	0.96	1.30	1.19	1.94
+/- Benchmark %	-0.90	-1.24	-0.21	-0.26	0.35	0.33	0.32
BBgBarc US Agg Interm TR USD % <sup>1</sup>	-1.72	-1.91	1.93	1.68	2.22	2.10	3.54
+/- Benchmark %	-0.06	-0.22	-0.97	-0.98	-0.57	-0.58	-1.28

1. Returns are annualized for periods greater than 1 year.

2. Period Unrealized Gains/Losses--Unrealized Gains/Losses of all securities held in account(s) based on market values at the end of the day before the first date of the report. For purchases made during the report period, the unrealized gain/loss is based on cost basis of those purchases.

3. Period Realized Gains/Losses--Realized Gains/Losses generated by all closing positions during the report period based on market value at the end of the day before the first date of the report. For purchases made during the report period, the realized gain/loss is based on cost basis of those purchases.

# Barrington Hills Police Pension Fund: Fixed Income

## Portfolio Current Value

by Security Type

Date  
11/30/2016Account Number  
74698825Report Currency  
USD

Security Name	Symbol	Units	Unit Cost	Total Cost	Price	Market Value	Percent Asset	Current Yield
<b>Cash</b>		-	-	<b>98,488.34</b>	-	<b>98,488.34</b>	<b>2.03</b>	<b>0.00</b>
Sweep Account		98,488.340	1.00	98,488.34	1.00	98,488.34	2.03	-
<b>Fixed Income</b>		-	-	<b>4,779,683.29</b>	-	<b>4,753,220.67</b>	<b>97.97</b>	<b>1.67</b>
3M CO 2% DUE 06/26/22	88579YAF8	200,000.000	97.03	194,054.60	97.99	195,975.40	4.07	2.04
Accrued Interest						1,711.11		
APPLE INC 2.4% DUE 05/03/23	037833AK6	200,000.000	95.33	190,665.20	97.17	194,341.40	4.01	2.47
Accrued Interest						360.00		
CHEVRON CORP 2.355% DUE 12/05/22	166764AB6	200,000.000	97.15	194,291.39	97.67	195,347.20	4.07	2.41
Accrued Interest						2,198.00		
FED HOME LN BK 1.875% DUE 03/13/20	313378J77	500,000.000	97.62	488,118.00	101.03	505,167.50	10.45	1.86
Accrued Interest						2,031.25		
FHLB 1.125% DUE 07/14/21	3130A8QS5	1,150,000.000	99.63	1,145,753.50	96.59	1,110,825.25	23.00	1.16
Accrued Interest						4,923.44		
FHLB 1.375% DUE 02/18/21	3130A7CV5	800,000.000	99.56	796,447.00	98.13	785,020.80	16.24	1.40
Accrued Interest						3,116.67		
FNMA 1.625% DUE 11/27/18	3135G0YT4	500,000.000	100.63	503,165.50	100.83	504,173.50	10.39	1.61
Accrued Interest						67.71		
MICROSOFT CORP 2.375% DUE 05/01/23	594918AT1	200,000.000	98.41	196,818.19	98.29	196,587.00	4.06	2.42
Accrued Interest						382.64		
ORACLE CORP 2.4% DUE 09/15/23	68389XBL8	200,000.000	100.75	201,499.40	96.49	192,973.80	4.02	2.49
Accrued Interest						2,013.33		

## Barrington Hills Police Pension Fund: Fixed Income

### Portfolio Current Value

by Security Type

				Date	Account Number	Report Currency		
				11/30/2016	74698825	USD		
Security Name	Symbol	Units	Unit Cost	Total Cost	Price	Market Value	Percent Asset	Current Yield
TENNESSEE VALLEY 1.875% DUE 08/15/22	880591EN8	665,000.000	100.69	669,600.51	98.11	652,457.43	13.52	1.91
Accrued Interest						3,705.99		
WAL-MART STORES 1.125% DUE 04/11/18	931142DF7	200,000.000	99.64	199,270.00	99.77	199,535.00	4.12	1.13
Accrued Interest						306.25		
<b>Total Portfolio</b>		-	-	<b>4,878,171.63</b>	-	<b>4,851,709.01</b>	<b>100.00</b>	<b>1.67</b>