

Police Pension Board Report 2.2

-Pension Report 2.2

-Investment Report 2.2a

Barrington Hills Police Pension Fund

Monthly Financial Report

For the Month Ended

April 30, 2017

Prepared By



Lauterbach & Amen, LLP

CERTIFIED PUBLIC ACCOUNTANTS

Barrington Hills Police Pension Fund

Table of Contents

	Starting on Page
Accountants' Compilation Report.....	1-1
Financial Statements	
Statement of Net Position - Modified Cash Basis.....	2-1
Statement of Changes in Net Position - Modified Cash Basis.....	2-2
Other Supplementary Information	
Cash & Investments - Pie Chart.....	3-1
Cash Analysis Report.....	4-1
Cash Analysis Summary - Graph.....	5-1
Revenue Report.....	6-1
Expenses - Bar Chart.....	7-1
Expense Report.....	8-1
Member Contribution Report.....	9-1
Payroll Batch Report.....	10-1
Quarterly Vendor Check Report.....	11-1



Accountants' Compilation Report



May 17, 2017

Barrington Hills Police Pension Fund
112 Algonquin Road
Barrington Hills, IL 60010-5102

To Members of the Pension Board:

Management is responsible for the accompanying statement of net position - modified cash basis of the Barrington Hills Police Pension Fund as of April 30, 2017 and the related statement of changes in net position - modified cash basis for the four months then ended and determining that the modified cash basis of accounting is an acceptable financial reporting framework. We have performed the compilation engagement in accordance with Statements for Standards and Review Services promulgated by the Accounting and Review Services Committee of the American Institute of Certified Public Accountants. We did not audit or review the accompanying financial statements nor were we required to perform any procedures to verify the accuracy or completeness of the information provided by management. Accordingly, we do not express an opinion, a conclusion, nor provide any form of assurance on the financial statements.

The financial statements are prepared in accordance with the modified cash basis of accounting, which is a basis of accounting other than accounting principles generally accepted in the United States of America.

Management has elected to omit substantially all of the disclosures included in financial statements prepared in accordance with the modified cash basis of accounting. If the omitted disclosures were included in the financial statements and other supplementary information, they might influence the user's conclusions about the Pension Fund's assets, liabilities, net position, additions and deductions. Accordingly, these financial statements and other supplementary information are not designed for those who are not informed about such matters.

Other Matter

The other supplementary information is presented for purposes of additional analysis and is not a required part of the basic financial statements. This information is the representation of management. The information was subject to our compilation engagement. We have not audited or reviewed the other supplementary information nor were we required to perform any procedures to verify the accuracy or completeness of the information provided by management. Accordingly, we do not express an opinion, a conclusion, nor provide any form of assurance on the other supplementary information.

We are not independent with respect to the Barrington Hills Police Pension Fund.

Cordially,

Lauterbach & Amen, LLP

Lauterbach & Amen, LLP



Financial Statements

Barrington Hills Police Pension Fund
Statement of Net Position - Modified Cash Basis
As of April 30, 2017

Assets

Cash and Cash Equivalents	\$	21,131.47
Investments at Fair Market Value		
Money Market Mutual Funds		223,891.65
Illinois Funds		298,307.00
Fixed Income		4,768,726.87
Mutual Funds		4,260,871.77
Total Cash and Investments		9,572,928.76
Accrued Interest		22,219.57
Prepays		2,529.17
		9,597,677.50
Total Assets		9,597,677.50

Liabilities

Expenses Due/Unpaid		13,693.24
Due to Municipality		40,728.85
		54,422.09
Total Liabilities		54,422.09

Net Position Held in Trust for Pension Benefits		9,543,255.41
--	--	---------------------

Barrington Hills Police Pension Fund
Statement of Changes in Net Position - Modified Cash Basis
For the Four Months Ended April 30, 2017

Additions

Contributions - Municipal	\$ 198,513.56
Contributions - Members	54,586.07
Total Contributions	253,099.63
Investment Income	
Interest and Dividends Earned	46,433.37
Net Change in Fair Value	275,682.23
Total Investment Income	322,115.60
Less Investment Expense	(13,437.69)
Net Investment Income	308,677.91
Total Additions	561,777.54

Deductions

Administration	12,026.07
Pension Benefits and Refunds	
Pension Benefits	146,123.84
Refunds	0.00
	0.00
Total Deductions	158,149.91

Change in Position **403,627.63**

Net Position Held in Trust for Pension Benefits

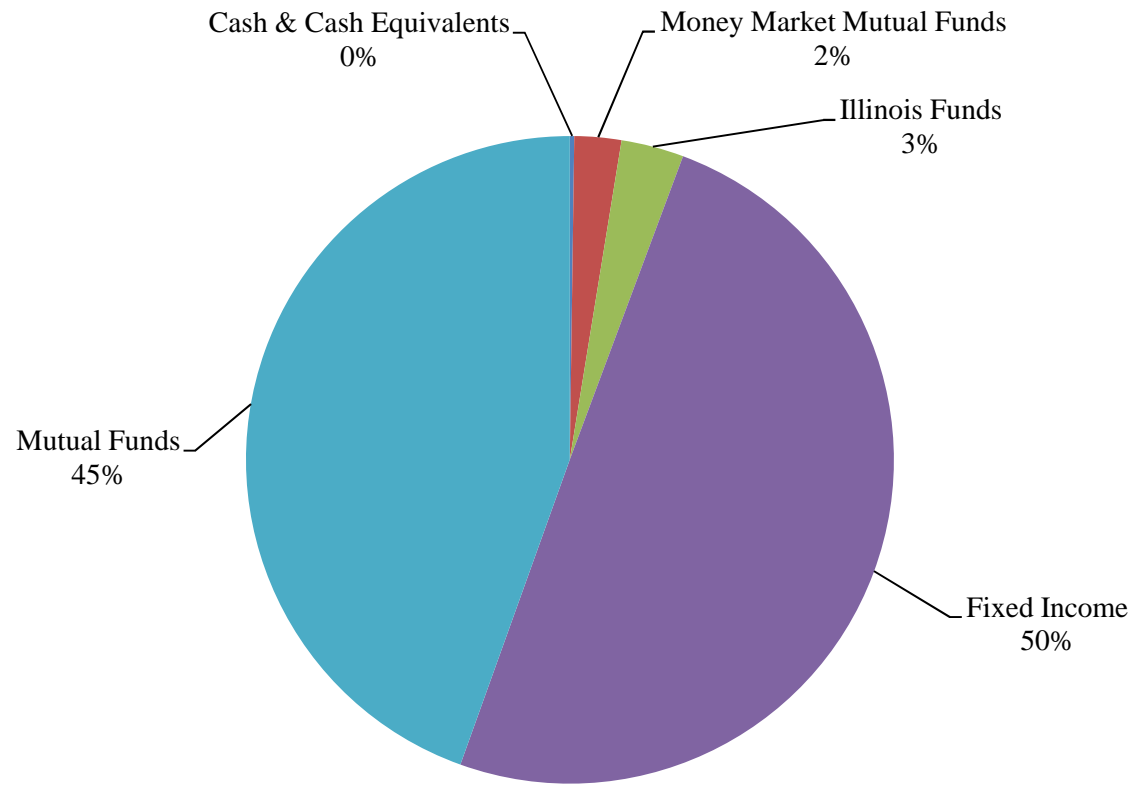
Beginning of Year	9,139,627.78
	9,139,627.78
End of Period	9,543,255.41



Other Supplementary Information

Barrington Hills Police Pension Fund

Cash and Investments



Barrington Hills Police Pension Fund

Cash Analysis Report

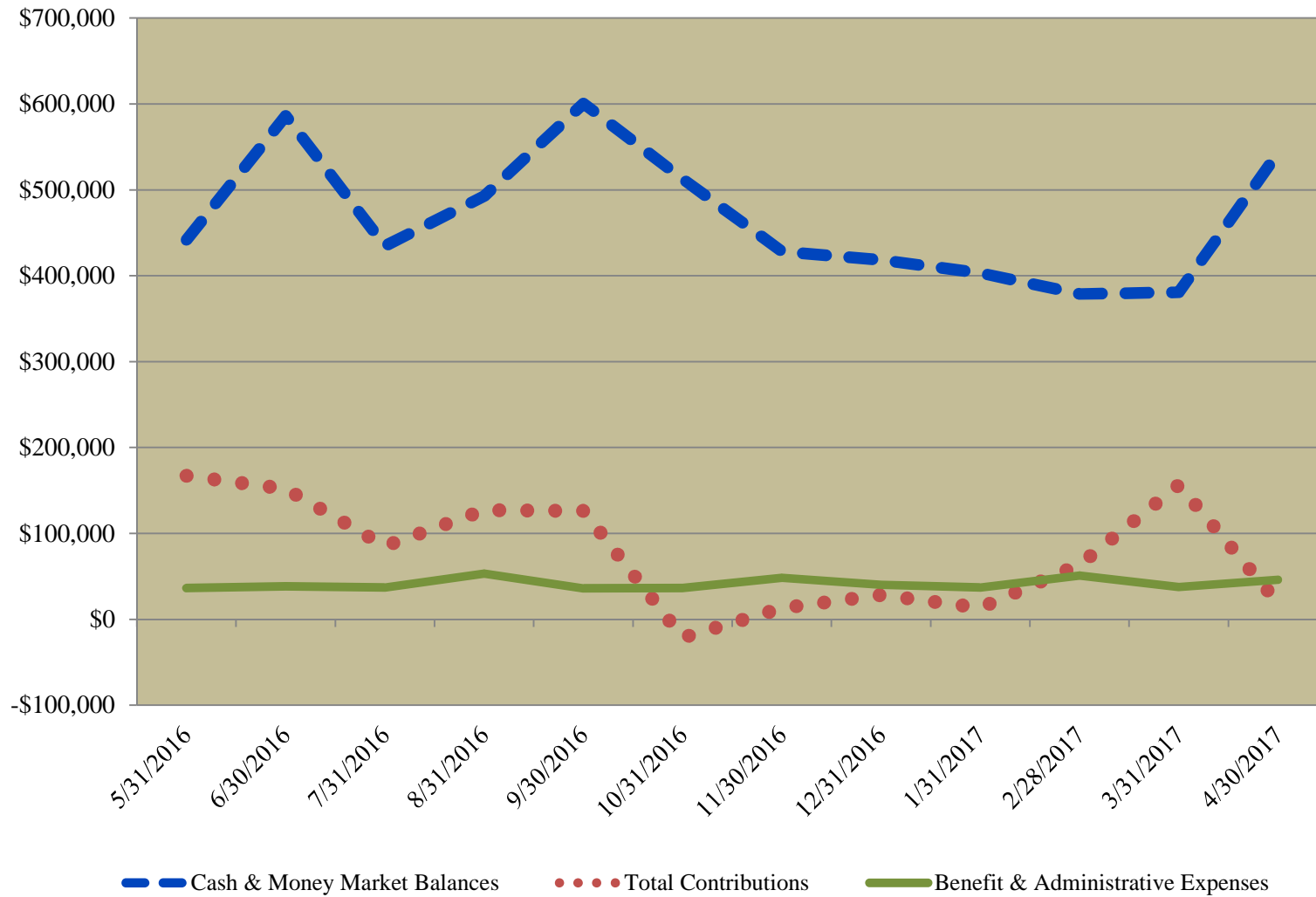
For the Twelve Periods Ending April 30, 2017

		<u>05/31/16</u>	<u>06/30/16</u>	<u>07/31/16</u>	<u>08/31/16</u>	<u>09/30/16</u>	<u>10/31/16</u>	<u>11/30/16</u>	<u>12/31/16</u>	<u>01/31/17</u>	<u>02/28/17</u>	<u>03/31/17</u>	<u>04/30/17</u>
<u>Financial Institutions</u>													
Harris Bank - CK	#321-494-7	\$ 13,934	7,261	22,520	22,520	9,575	10,000	10,000	10,000	23,501	30,226	29,403	21,131
		<u>13,934</u>	<u>7,261</u>	<u>22,520</u>	<u>22,520</u>	<u>9,575</u>	<u>10,000</u>	<u>10,000</u>	<u>10,000</u>	<u>23,501</u>	<u>30,226</u>	<u>29,403</u>	<u>21,131</u>
Schwab - MM	#7469-8825	62,464	220,452	18,661	99,896	204,585	136,081	98,488	102,845	109,314	121,049	129,044	130,177
Schwab - MM	#1225-7340	80,274	106,396	108,051	85,975	98,592	99,811	101,258	123,592	125,084	126,599	93,709	93,714
Illinois Funds - MM	#1600005798	285,429	123,134	213,335	170,579	174,857	266,958	218,658	182,181	145,312	101,082	128,741	298,307
Illinois Funds - MM - Reconciling		-	129,093	72,299	114,182	113,081	-	-	-	-	-	-	-
		<u>428,167</u>	<u>579,075</u>	<u>412,346</u>	<u>470,632</u>	<u>591,115</u>	<u>502,850</u>	<u>418,404</u>	<u>408,618</u>	<u>379,710</u>	<u>348,730</u>	<u>351,494</u>	<u>522,198</u>
Total		<u>442,101</u>	<u>586,336</u>	<u>434,866</u>	<u>493,152</u>	<u>600,690</u>	<u>512,850</u>	<u>428,404</u>	<u>418,618</u>	<u>403,211</u>	<u>378,956</u>	<u>380,897</u>	<u>543,329</u>
<u>Contributions</u>													
Current Tax - Village		154,527	138,041	72,299	114,182	113,081	(34,490)	-	12,887	-	50,624	142,688	5,202
Contributions - Current Year		<u>12,720</u>	<u>13,947</u>	<u>13,197</u>	<u>13,098</u>	<u>13,098</u>	<u>13,346</u>	<u>13,098</u>	<u>13,197</u>	<u>13,501</u>	<u>13,451</u>	<u>13,748</u>	<u>13,887</u>
		<u>167,247</u>	<u>151,988</u>	<u>85,496</u>	<u>127,280</u>	<u>126,179</u>	<u>(21,144)</u>	<u>13,098</u>	<u>26,084</u>	<u>13,501</u>	<u>64,075</u>	<u>156,436</u>	<u>19,089</u>
<u>Expenses</u>													
Pension Benefits		35,566	35,566	35,566	35,566	35,566	35,566	35,566	35,566	36,531	36,531	36,531	36,531
Administration		<u>850</u>	<u>2,739</u>	<u>1,300</u>	<u>17,645</u>	<u>425</u>	<u>830</u>	<u>12,821</u>	<u>4,529</u>	<u>425</u>	<u>14,488</u>	<u>1,070</u>	<u>9,481</u>
		<u>36,416</u>	<u>38,305</u>	<u>36,866</u>	<u>53,211</u>	<u>35,991</u>	<u>36,396</u>	<u>48,387</u>	<u>40,095</u>	<u>36,956</u>	<u>51,019</u>	<u>37,601</u>	<u>46,012</u>
Total Contributions less Expenses		<u>130,831</u>	<u>113,683</u>	<u>48,630</u>	<u>74,069</u>	<u>90,188</u>	<u>(57,540)</u>	<u>(35,289)</u>	<u>(14,011)</u>	<u>(23,455)</u>	<u>13,056</u>	<u>118,835</u>	<u>(26,923)</u>

See Accountants' Compilation Report

Barrington Hills Police Pension Fund

Cash Analysis Summary



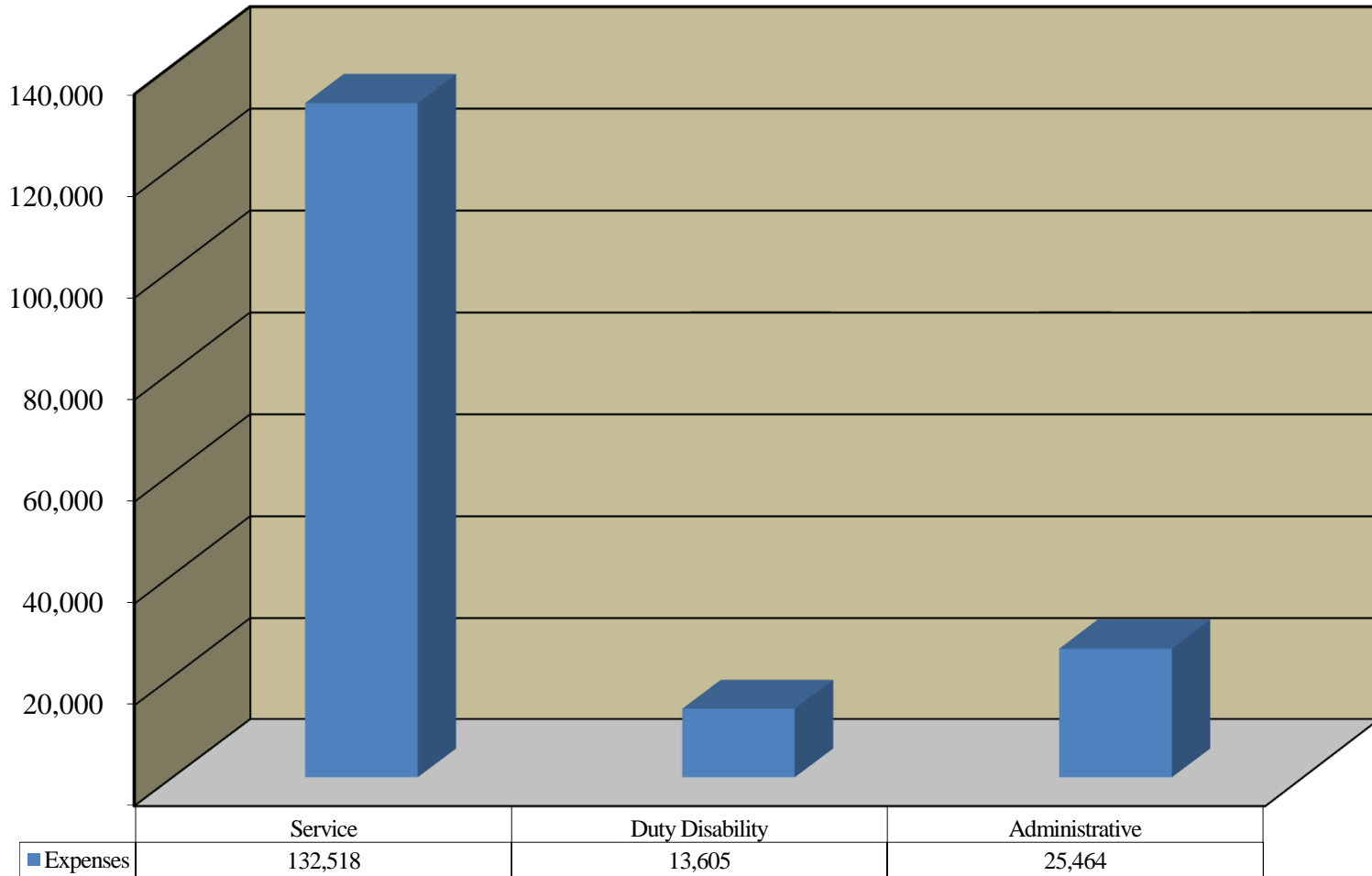
Barrington Hills Police Pension Fund

Revenue Report as of April 30, 2017

	<u>Received this Month</u>	<u>Received this Year</u>
<u>Contributions</u>		
Contributions - Municipal		
41-210-00 - Current Tax - Village	\$ 5,202.42	198,513.56
	<u>5,202.42</u>	<u>198,513.56</u>
Contributions - Members		
41-410-00 - Contributions - Current Year	13,886.64	54,586.07
	<u>13,886.64</u>	<u>54,586.07</u>
Total Contributions	<u>19,089.06</u>	<u>253,099.63</u>
<u>Investment Income</u>		
Interest and Dividends		
43-106-01 - Illinois Funds - Money Market #1600005798	107.56	324.00
43-252-01 - Schwab - Fixed Income #7469-8825	1,133.06	27,332.57
43-550-03 - Schwab - Stock Equities #1225-7340	5.60	19,693.69
	<u>1,246.22</u>	<u>47,350.26</u>
Gains and Losses		
44-252-01 - Schwab - Fixed Income #7469-8825	24,551.98	42,387.46
44-550-03 - Schwab - Stock Equities #1225-7340	39,582.05	233,294.77
	<u>64,134.03</u>	<u>275,682.23</u>
Other Income		
45-200-00 - Accrued Interest	5,476.34	(916.89)
	<u>5,476.34</u>	<u>(916.89)</u>
Total Investment Income	<u>70,856.59</u>	<u>322,115.60</u>
Total Revenue	<u>89,945.65</u>	<u>575,215.23</u>

Barrington Hills Police Pension Fund

Pension Benefits and Expenses



Barrington Hills Police Pension Fund

Expense Report as of April 30, 2017

	Expended this Month	Expended this Year
<u>Pensions and Benefits</u>		
51-020-00 - Service Pensions	\$ 33,129.62	132,518.48
51-040-00 - Duty Disability Pensions	3,401.34	13,605.36
Total Pensions and Benefits	36,530.96	146,123.84
<u>Administrative</u>		
Professional Services		
52-170-03 - Accounting & Bookkeeping Services	440.00	2,360.00
52-170-05 - Legal Services	0.00	6,546.07
	440.00	8,906.07
Investment		
52-190-01 - Investment Manager/Advisor Fees	6,715.52	13,437.69
	6,715.52	13,437.69
Other Expense		
52-290-25 - Conference/Seminar Fees	2,325.00	2,325.00
52-290-26 - Association Dues	0.00	795.00
	2,325.00	3,120.00
Total Administrative	9,480.52	25,463.76
Total Expenses	46,011.48	171,587.60

**Barrington Hills Police Pension Fund
Member Contribution Report
As of Month Ended April 30, 2017**

Name	Thru Prior Fiscal Year	Current Fiscal Year	Service Purchase	Refunds	Total Contributions
Baird, Brian D.	\$ 104,773.91	3,099.07	0.00	0.00	107,872.98
Borck, Todd M.	122,043.62	3,758.98	0.00	0.00	125,802.60
Caputo, Dominic V.	137,688.34	3,099.12	0.00	0.00	140,787.46
Colditz, Joseph S.	137,628.23	3,912.16	0.00	0.00	141,540.39
Currie, Jason D.	55,804.39	3,148.62	0.00	0.00	58,953.01
Deutschle, Gary A.	84,425.90	3,099.07	0.00	0.00	87,524.97
Hensler, Jeremy J.	89,439.74	3,198.17	0.00	0.00	92,637.91
Johnson, Mark E.	73,986.36	3,099.07	0.00	0.00	77,085.43
Kann, David M.	122,613.55	3,758.98	0.00	0.00	126,372.53
McKinney, Patrick J.	89,676.87	3,198.17	0.00	0.00	92,875.04
Parada, Sabas N.	81,452.63	3,099.07	0.00	0.00	84,551.70
Riedel, Ronald W.	129,788.78	3,783.75	0.00	0.00	133,572.53
Ruffin, Ronald L.	87,662.73	3,099.07	0.00	0.00	90,761.80
Semelsberger, Richard W.	161,398.08	4,454.28	0.00	0.00	165,852.36
Stokes, Erik E.	117,557.61	2,469.67	0.00	0.00	120,027.28
Underwood, Curt A.	138,915.67	3,887.64	0.00	0.00	142,803.31
Walega, Dennis C	0.00	421.18	0.00	0.00	421.18
Totals	1,734,856.41	54,586.07	0.00	0.00	1,789,442.48

Batches 25117

Barrington Hills Police Pension Fund

Multiple Batch Report

Check Date 4/28/2017 1

SSN	Family ID	Employee Name Alt Payee Name	ACH	Check #	Net Amount	Member Gross	Federal Tax
<u>Duty Disability</u>							
***-**-1358	100511	Fernandez, Alexander	<input checked="" type="checkbox"/>	0	\$3,401.34	\$3,401.34	\$0.00
				***-**-1358 Subtotal:	\$3,401.34	\$3,401.34	\$0.00
				Duty Disability Subtotal:	\$3,401.34	\$3,401.34	\$0.00
<u>Service</u>							
***-**-1074	100513	Gallagher, Michael B.	<input checked="" type="checkbox"/>	0	\$4,938.27	\$5,944.04	\$1,005.77
				***-**-1074 Subtotal:	\$4,938.27	\$5,944.04	\$1,005.77
***-**-2873	103734	Hammelmann, Gary A.	<input checked="" type="checkbox"/>	0	\$5,396.57	\$6,130.28	\$733.71
				***-**-2873 Subtotal:	\$5,396.57	\$6,130.28	\$733.71
***-**-1667	103733	Murphy, Michael N.	<input checked="" type="checkbox"/>	0	\$6,871.00	\$8,656.22	\$1,785.22
				***-**-1667 Subtotal:	\$6,871.00	\$8,656.22	\$1,785.22
***-**-6816	100512	Prinner, Terry L.	<input checked="" type="checkbox"/>	0	\$4,541.24	\$5,517.62	\$976.38
				***-**-6816 Subtotal:	\$4,541.24	\$5,517.62	\$976.38
***-**-0193	100510	Schuld, Alfred W.	<input checked="" type="checkbox"/>	0	\$5,935.07	\$6,881.46	\$946.39
				***-**-0193 Subtotal:	\$5,935.07	\$6,881.46	\$946.39

See Accountants' Compilation Report

Batches 25117

Barrington Hills Police Pension Fund

Multiple Batch Report

Check Date 4/28/2017 1

SSN	Family ID	Employee Name Alt Payee Name	ACH	Check #	Net Amount	Member Gross	Federal Tax
Service Subtotal:					\$27,682.15	\$33,129.62	\$5,447.47

Totals

ACH Flag	Payments	Net Payment Total	Gross	Federal Tax
Yes	6	\$31,083.49	\$36,530.96	\$5,447.47
No	0	\$0.00	\$0.00	\$0.00
Grand Total	6	\$31,083.49	\$36,530.96	\$5,447.47

Barrington Hills Police Pension Fund

Quarterly Vendor Check Report

All Bank Accounts
February 1, 2017 - April 30, 2017

Date	Check Number	Vendor Name	Invoice Amount	Check Amount
02/06/17	30097	Lauterbach & Amen, LLP		
		52-170-03 #19908 12/16 Accounting Service	380.00	
		52-170-03 #19908 12/16 Payroll Service	45.00	
		ACH Amount (Direct Deposit)		<u>425.00</u>
02/07/17	30098	IPPPFA		
		52-290-26 2017 Association Dues	795.00	
		ACH Amount (Direct Deposit)		<u>795.00</u>
02/07/17	30099	Robbins Schwartz Nicholas Lifton		
		52-170-05 Board Governance	1,744.36	
		52-170-05 Board Governance Previous Balance	1,921.81	
		52-170-05 FOIA Requests	180.00	
		52-170-05 Finance Previous Balance	363.65	
		52-170-05 Investment Advisor	2,246.25	
		52-170-05 Stokes Disability	90.00	
		ACH Amount (Direct Deposit)		<u>6,546.07</u>
02/07/17	30100	Wall & Associates		
		52-190-01 4Q16 Management/Advisor Fee	6,722.17	
		ACH Amount (Direct Deposit)		<u>6,722.17</u>
02/28/17	30101	Internal Revenue Service		
		20-230-00 Internal Revenue Service	5,447.47	
		ACH Amount (Direct Deposit)		<u>5,447.47</u>
03/30/17	30103	Lauterbach & Amen, LLP		
		52-170-03 #20259 01/17 Accounting & Benefits	440.00	
		52-170-03 #20862 02/17 Accounting & Benefits	440.00	
		52-170-03 #20525 FYE16 1099's	190.00	
		ACH Amount (Direct Deposit)		<u>1,070.00</u>
03/31/17	30102	Internal Revenue Service		
		20-230-00 Internal Revenue Service	5,447.47	
		ACH Amount (Direct Deposit)		<u>5,447.47</u>
04/26/17	30108	George Panos*		
		52-290-25 Reimburse IPPFA Online Registartion	250.00	
		Check Amount		<u>250.00</u>
04/27/17	30105	Lauterbach & Amen, LLP		
		52-170-03 #21279 03/17 Accounting & Benefits	440.00	
		ACH Amount (Direct Deposit)		<u>440.00</u>

Barrington Hills Police Pension Fund

Quarterly Vendor Check Report

All Bank Accounts
February 1, 2017 - April 30, 2017

Date	Check Number	Vendor Name	Invoice Amount	Check Amount
04/27/17	30106	IPPPFA 52-290-25 Conference Fee	2,075.00	
			ACH Amount (Direct Deposit)	<u>2,075.00</u>
04/27/17	30107	Wall & Associates 52-190-01 1Q17 Management/Advisor Fee	6,715.52	
			ACH Amount (Direct Deposit)	<u>6,715.52</u>
04/28/17	30104	Internal Revenue Service 20-230-00 Internal Revenue Service	5,447.47	
			ACH Amount (Direct Deposit)	<u>5,447.47</u>
			Total Payments	<u><u>41,381.17</u></u>

Performance Summary

Net of Fees	Date Range 4/1/2017 - 4/30/2017	Client Name Barrington Hills Police Pension Fund	Account Name Aggregated Accounts	Account Number	Currency USD
-------------	---	---	--	-----------------------	------------------------

Portfolio Summary

Beginning Market Value	9,316,958.85
Beginning Accrued Interest	16,543.12
Additions	193,311.14
Withdrawals	-23,852.96
Period Realized Gains/Losses ³	0.00
Period Unrealized Gains/Losses ²	64,134.03
Interest Income	1,246.22
Dividend Income	0.00
Management Fees	0.00
Ending Market Value	9,551,797.28
Ending Accrued Interest	21,886.52
Total Gain after Management Fees	70,723.65
Time Weighted Return %	0.76
Benchmark Return %	0.76
Average Annualized Return %	-
Annualized Benchmark Return %	-

Total Portfolio	1 Mo	3 Mo	YTD	1 Yr	3 Yr	5 Yr	Since Inception 12/31/2008
Time Weighted Return % ¹	0.76	2.22	3.53	6.48	4.06	4.73	4.49
40% S&P 500 55% BC Inter. Gov. Credit & 5% TBills % ¹	0.76	2.69	3.63	7.38	5.39	6.47	7.90
+/- Benchmark %	0.00	-0.48	-0.10	-0.90	-1.33	-1.75	-3.41

1. Returns are annualized for periods greater than 1 year.

2. Period Unrealized Gains/Losses--Unrealized Gains/Losses of all securities held in account(s) based on market values at the end of the day before the first date of the report. For purchases made during the report period, the unrealized gain/loss is based on cost basis of those purchases.

3. Period Realized Gains/Losses--Realized Gains/Losses generated by all closing positions during the report period based on market value at the end of the day before the first date of the report. For purchases made during the report period, the realized gain/loss is based on cost basis of those purchases.

Barrington Hills Police Pension Fund: Aggregated Accounts

Portfolio Current Value

by Security Type

					Date 4/30/2017	Account Number	Report Currency USD		
Security Name	Symbol	Units	Unit Cost	Total Cost	Price	Market Value	Percent Asset	Current Yield	
Cash		-	-	223,891.65	-	223,891.65	2.34	0.00	
Sweep Account		223,891.650	1.00	223,891.65	1.00	223,891.65	2.34	-	
Exchange-Traded Fund		-	-	4,265,065.46	-	4,260,871.77	44.51	2.02	
Consumer Discret Sel Sect SPDR® ETF	XLY	4,141.000	86.50	358,196.48	90.06	372,938.46	3.90	1.48	
Consumer Staples Select Sector SPDR® ETF	XLP	5,410.000	54.93	297,164.89	55.18	298,523.80	3.12	2.41	
Energy Select Sector SPDR® ETF	XLE	4,359.000	71.64	312,261.04	67.84	295,714.56	3.09	2.46	
Financial Select Sector SPDR® ETF	XLF	30,471.000	24.76	754,466.91	23.53	716,982.63	7.49	1.64	
Health Care Select Sector SPDR® ETF	XLV	5,979.000	75.34	450,462.81	75.50	451,414.50	4.72	1.51	
Industrial Select Sector SPDR® ETF	XLI	5,364.000	66.04	354,240.29	66.34	355,847.76	3.72	1.96	
iShares MSCI EAFE	EFA	5,355.000	63.79	341,616.17	63.80	341,649.00	3.57	2.78	
iShares MSCI Emerging Markets	EEM	2,824.000	37.57	106,102.41	40.06	113,129.44	1.18	1.66	
Materials Select Sector SPDR® ETF	XLB	1,246.000	52.09	64,908.47	53.07	66,125.22	0.69	1.84	
SPDR® S&P Telecom ETF	XTL	407.000	70.10	28,531.58	70.70	28,774.90	0.30	1.15	
Technology Select Sector SPDR® ETF	XLK	15,225.000	52.84	804,493.95	54.38	827,935.50	8.65	1.52	
Utilities Select Sector SPDR® ETF	XLU	3,992.000	51.58	205,911.51	51.70	206,386.40	2.16	3.25	
Vanguard REIT ETF	VNQ	2,240.000	83.35	186,708.95	82.79	185,449.60	1.94	4.41	
Fixed Income		-	-	4,779,683.29	-	4,790,613.38	50.04	1.66	
3M CO 2% DUE 06/26/22	88579YAF8	200,000.000	97.03	194,054.60	99.20	198,400.40	2.09	2.02	
Accrued Interest						1,377.78			
APPLE INC 2.4% DUE 05/03/23	037833AK6	200,000.000	95.33	190,665.20	99.42	198,839.00	2.10	2.41	

Barrington Hills Police Pension Fund: Aggregated Accounts

Portfolio Current Value

by Security Type

					Date 4/30/2017	Account Number	Report Currency USD		
Security Name	Symbol	Units	Unit Cost	Total Cost	Price	Market Value	Percent Asset	Current Yield	
Accrued Interest						2,373.33			
CHEVRON CORP 2.355% DUE 12/05/22	166764AB6	200,000.000	97.15	194,291.39	99.33	198,651.00	2.09	2.37	
Accrued Interest						1,779.33			
FED HOME LN BK 1.875% DUE 03/13/20	313378J77	500,000.000	97.62	488,118.00	100.95	504,736.00	5.29	1.86	
Accrued Interest						1,250.00			
FHLB 1.125% DUE 07/14/21	3130A8QS5	1,150,000.000	99.63	1,145,753.50	97.39	1,119,959.70	11.74	1.16	
Accrued Interest						3,809.38			
FHLB 1.375% DUE 02/18/21	3130A7CV5	800,000.000	99.56	796,447.00	98.72	789,724.00	8.27	1.39	
Accrued Interest						2,200.00			
FNMA 1.625% DUE 11/27/18	3135G0YT4	500,000.000	100.63	503,165.50	100.51	502,551.00	5.29	1.62	
Accrued Interest						3,453.12			
MICROSOFT CORP 2.375% DUE 05/01/23	594918AT1	200,000.000	98.41	196,818.19	99.45	198,894.20	2.10	2.39	
Accrued Interest						2,361.81			
ORACLE CORP 2.4% DUE 09/15/23	68389XBL8	200,000.000	100.75	201,499.40	98.57	197,145.40	2.07	2.43	
Accrued Interest						600.00			
TENNESSEE VALLEY 1.875% DUE 08/15/22	880591EN8	665,000.000	100.69	669,600.51	99.26	660,092.96	6.92	1.89	
Accrued Interest						2,563.02			
WAL-MART STORES 1.125% DUE 04/11/18	931142DF7	200,000.000	99.64	199,270.00	99.87	199,733.20	2.09	1.13	
Accrued Interest						118.75			
Money Market Fund		-	-	301,297.00	-	298,307.00	3.12	0.00	
Illinois Funds Money Fund	IPTIP	298,307.000	1.01	301,297.00	1.00	298,307.00	3.12	-	

Barrington Hills Police Pension Fund: Aggregated Accounts

Portfolio Current Value

by Security Type

Date
4/30/2017

Account Number

Report Currency
USD

Security Name	Symbol	Units	Unit Cost	Total Cost	Price	Market Value	Percent Asset	Current Yield
Total Portfolio		-	-	9,569,937.40	-	9,573,683.80	100.00	1.83

Performance Summary

Net of Fees	Date Range 4/1/2017 - 4/30/2017	Client Name Barrington Hills Police Pension Fund	Account Name Barrington Hills FI	Account Number 74698825	Currency USD
-------------	---	---	--	-----------------------------------	------------------------

Portfolio Summary

Beginning Market Value	4,873,219.11
Beginning Accrued Interest	16,543.12
Additions	0.00
Withdrawals	0.00
Period Realized Gains/Losses ³	0.00
Period Unrealized Gains/Losses ²	24,551.98
Interest Income	1,133.06
Dividend Income	0.00
Management Fees	0.00
Ending Market Value	4,898,904.15
Ending Accrued Interest	21,886.52
Total Gain after Management Fees	31,028.44
Time Weighted Return %	0.63
Benchmark Return %	0.62
Average Annualized Return %	-
Annualized Benchmark Return %	-

Total Portfolio	1 Mo	3 Mo	YTD	1 Yr	3 Yr	5 Yr	Since Inception 12/31/2008
Time Weighted Return % ¹	0.63	1.12	1.41	0.05	1.84	1.38	2.32
BBgBarc US Govt/Credit Interm TR USD % ¹	0.62	1.14	1.41	0.78	2.05	1.82	3.26
+/- Benchmark %	0.01	-0.01	0.00	-0.73	-0.22	-0.44	-0.94
BBgBarc US Agency Interm TR USD % ¹	0.33	0.58	0.85	0.45	1.43	1.15	1.94
+/- Benchmark %	0.30	0.54	0.56	-0.40	0.41	0.23	0.38
BBgBarc US Agg Interm TR USD % ¹	0.63	1.14	1.32	0.75	2.24	1.92	3.53
+/- Benchmark %	0.00	-0.02	0.09	-0.70	-0.41	-0.54	-1.21

1. Returns are annualized for periods greater than 1 year.

2. Period Unrealized Gains/Losses--Unrealized Gains/Losses of all securities held in account(s) based on market values at the end of the day before the first date of the report. For purchases made during the report period, the unrealized gain/loss is based on cost basis of those purchases.

3. Period Realized Gains/Losses--Realized Gains/Losses generated by all closing positions during the report period based on market value at the end of the day before the first date of the report. For purchases made during the report period, the realized gain/loss is based on cost basis of those purchases.

Barrington Hills Police Pension Fund: Barrington Hills FI

Portfolio Current Value

by Security Type

Date
4/30/2017

Account Number
74698825

Report Currency
USD

Security Name	Symbol	Units	Unit Cost	Total Cost	Price	Market Value	Percent Asset	Current Yield
Cash		-	-	130,177.29	-	130,177.29	2.65	0.00
Sweep Account		130,177.290	1.00	130,177.29	1.00	130,177.29	2.65	-
Fixed Income		-	-	4,779,683.29	-	4,790,613.38	97.35	1.66
3M CO 2% DUE 06/26/22	88579YAF8	200,000.000	97.03	194,054.60	99.20	198,400.40	4.06	2.02
Accrued Interest						1,377.78		
APPLE INC 2.4% DUE 05/03/23	037833AK6	200,000.000	95.33	190,665.20	99.42	198,839.00	4.09	2.41
Accrued Interest						2,373.33		
CHEVRON CORP 2.355% DUE 12/05/22	166764AB6	200,000.000	97.15	194,291.39	99.33	198,651.00	4.07	2.37
Accrued Interest						1,779.33		
FED HOME LN BK 1.875% DUE 03/13/20	313378J77	500,000.000	97.62	488,118.00	100.95	504,736.00	10.28	1.86
Accrued Interest						1,250.00		
FHLB 1.125% DUE 07/14/21	3130A8QS5	1,150,000.000	99.63	1,145,753.50	97.39	1,119,959.70	22.84	1.16
Accrued Interest						3,809.38		
FHLB 1.375% DUE 02/18/21	3130A7CV5	800,000.000	99.56	796,447.00	98.72	789,724.00	16.09	1.39
Accrued Interest						2,200.00		
FNMA 1.625% DUE 11/27/18	3135G0YT4	500,000.000	100.63	503,165.50	100.51	502,551.00	10.28	1.62
Accrued Interest						3,453.12		
MICROSOFT CORP 2.375% DUE 05/01/23	594918AT1	200,000.000	98.41	196,818.19	99.45	198,894.20	4.09	2.39
Accrued Interest						2,361.81		
ORACLE CORP 2.4% DUE 09/15/23	68389XBL8	200,000.000	100.75	201,499.40	98.57	197,145.40	4.02	2.43
Accrued Interest						600.00		

Barrington Hills Police Pension Fund: Barrington Hills FI

Portfolio Current Value

by Security Type

Date
4/30/2017

Account Number
74698825

Report Currency
USD

Security Name	Symbol	Units	Unit Cost	Total Cost	Price	Market Value	Percent Asset	Current Yield
TENNESSEE VALLEY 1.875% DUE 08/15/22	880591EN8	665,000.000	100.69	669,600.51	99.26	660,092.96	13.47	1.89
Accrued Interest						2,563.02		
WAL-MART STORES 1.125% DUE 04/11/18	931142DF7	200,000.000	99.64	199,270.00	99.87	199,733.20	4.06	1.13
Accrued Interest						118.75		
Total Portfolio		-	-	4,909,860.58	-	4,920,790.67	100.00	1.66

Performance Summary

Net of Fees	Date Range 4/1/2017 - 4/30/2017	Client Name Barrington Hills Police Pension Fund	Account Name Board Liquidity	Account Number	Currency USD
-------------	---	---	--	-----------------------	------------------------

Portfolio Summary

Beginning Market Value	128,741.26
Beginning Accrued Interest	0.00
Additions	193,311.14
Withdrawals	-23,852.96
Period Realized Gains/Losses ³	0.00
Period Unrealized Gains/Losses ²	0.00
Interest Income	107.56
Dividend Income	0.00
Management Fees	0.00
Ending Market Value	298,307.00
Ending Accrued Interest	0.00
Total Gain after Management Fees	107.56
Time Weighted Return %	0.04
Benchmark Return %	0.05
Average Annualized Return %	-
Annualized Benchmark Return %	-

Total Portfolio	1 Mo	3 Mo	YTD	1 Yr	3 Yr	5 Yr	Since Inception 10/15/2011
Time Weighted Return % ¹	0.04	0.13	0.19	0.42	0.20	0.14	0.13
Citi Treasury Bill 3 Mon USD % ¹	0.05	0.13	0.17	0.37	0.16	0.12	0.11
+/- Benchmark %	-0.01	0.00	0.02	0.05	0.03	0.02	0.02

1. Returns are annualized for periods greater than 1 year.

2. Period Unrealized Gains/Losses--Unrealized Gains/Losses of all securities held in account(s) based on market values at the end of the day before the first date of the report. For purchases made during the report period, the unrealized gain/loss is based on cost basis of those purchases.

3. Period Realized Gains/Losses--Realized Gains/Losses generated by all closing positions during the report period based on market value at the end of the day before the first date of the report. For purchases made during the report period, the realized gain/loss is based on cost basis of those purchases.

Barrington Hills Police Pension Fund: Board Liquidity

Portfolio Current Value

by Security Type

Date
4/30/2017

Account Number

Report Currency
USD

Security Name	Symbol	Units	Unit Cost	Total Cost	Price	Market Value	Percent Asset	Current Yield
Money Market Fund		-	-	301,297.00	-	298,307.00	100.00	0.00
Illinois Funds Money Fund	IPTIP	298,307.000	1.01	301,297.00	1.00	298,307.00	100.00	-
Total Portfolio		-	-	301,297.00	-	298,307.00	100.00	0.00

Performance Summary

Net of Fees	Date Range 4/1/2017 - 4/30/2017	Client Name Barrington Hills Police Pension Fund	Account Name ETF Global Equity	Account Number 12257340	Currency USD
--------------------	---	---	--	-----------------------------------	------------------------

Portfolio Summary

Beginning Market Value	4,314,998.48
Beginning Accrued Interest	0.00
Additions	0.00
Withdrawals	0.00
Period Realized Gains/Losses ³	0.00
Period Unrealized Gains/Losses ²	39,582.05
Interest Income	5.60
Dividend Income	0.00
Management Fees	0.00
Ending Market Value	4,354,586.13
Ending Accrued Interest	0.00
Total Gain after Management Fees	39,587.65
Time Weighted Return %	0.92
Benchmark Return %	1.36
Average Annualized Return %	-
Annualized Benchmark Return %	-

Total Portfolio	1 Mo	3 Mo	YTD	1 Yr	3 Yr	5 Yr	Since Inception 1/31/2012
Time Weighted Return % ¹	0.92	3.55	6.17	15.01	6.91	11.00	11.44
80% R3K & 20% EAFE (net) % ¹	1.36	5.30	7.49	17.16	8.24	12.24	12.89
+/- Benchmark %	-0.44	-1.74	-1.32	-2.15	-1.33	-1.24	-1.44
65% R3K & 35% EAFE % ¹	1.58	5.60	7.96	16.09	6.85	11.23	11.83
+/- Benchmark %	-0.66	-2.04	-1.79	-1.07	0.06	-0.23	-0.38
S&P 500 TR USD % ¹	1.03	5.16	7.16	17.92	10.47	13.68	14.46
+/- Benchmark %	-0.11	-1.61	-0.99	-2.91	-3.56	-2.68	-3.02

1. Returns are annualized for periods greater than 1 year.

2. Period Unrealized Gains/Losses--Unrealized Gains/Losses of all securities held in account(s) based on market values at the end of the day before the first date of the report. For purchases made during the report period, the unrealized gain/loss is based on cost basis of those purchases.

3. Period Realized Gains/Losses--Realized Gains/Losses generated by all closing positions during the report period based on market value at the end of the day before the first date of the report. For purchases made during the report period, the realized gain/loss is based on cost basis of those purchases.

Barrington Hills Police Pension Fund: ETF Global Equity

Portfolio Current Value

by Security Type

					Date	Account Number	Report Currency	
					4/30/2017	12257340	USD	
Security Name	Symbol	Units	Unit Cost	Total Cost	Price	Market Value	Percent Asset	Current Yield
Cash		-	-	93,714.36	-	93,714.36	2.15	0.00
Sweep Account		93,714.360	1.00	93,714.36	1.00	93,714.36	2.15	-
Exchange-Traded Fund		-	-	4,265,065.46	-	4,260,871.77	97.85	2.02
Consumer Discret Sel Sect SPDR® ETF	XLY	4,141.000	86.50	358,196.48	90.06	372,938.46	8.56	1.48
Consumer Staples Select Sector SPDR® ETF	XLP	5,410.000	54.93	297,164.89	55.18	298,523.80	6.86	2.41
Energy Select Sector SPDR® ETF	XLE	4,359.000	71.64	312,261.04	67.84	295,714.56	6.79	2.46
Financial Select Sector SPDR® ETF	XLF	30,471.000	24.76	754,466.91	23.53	716,982.63	16.47	1.64
Health Care Select Sector SPDR® ETF	XLV	5,979.000	75.34	450,462.81	75.50	451,414.50	10.37	1.51
Industrial Select Sector SPDR® ETF	XLI	5,364.000	66.04	354,240.29	66.34	355,847.76	8.17	1.96
iShares MSCI EAFE	EFA	5,355.000	63.79	341,616.17	63.80	341,649.00	7.85	2.78
iShares MSCI Emerging Markets	EEM	2,824.000	37.57	106,102.41	40.06	113,129.44	2.60	1.66
Materials Select Sector SPDR® ETF	XLB	1,246.000	52.09	64,908.47	53.07	66,125.22	1.52	1.84
SPDR® S&P Telecom ETF	XTL	407.000	70.10	28,531.58	70.70	28,774.90	0.66	1.15
Technology Select Sector SPDR® ETF	XLK	15,225.000	52.84	804,493.95	54.38	827,935.50	19.01	1.52
Utilities Select Sector SPDR® ETF	XLU	3,992.000	51.58	205,911.51	51.70	206,386.40	4.74	3.25
Vanguard REIT ETF	VNQ	2,240.000	83.35	186,708.95	82.79	185,449.60	4.26	4.41
Total Portfolio		-	-	4,358,779.82	-	4,354,586.13	100.00	2.02