

# Barrington Hills Police Pension Fund

## Monthly Financial Report

For the Month Ended  
October 31, 2014

Prepared by:

Lauterbach & Amen, LLP

# Barrington Hills Police Pension Fund

## Table of Contents

|   | Page |
|---|------|
| Accountant's Compilation Report.....                            | 1-1  |
| Financial Statements  |      |
| Statement of Net Position - Modified Cash Basis.....            | 2-1  |
| Statement of Changes in Net Position - Modified Cash Basis..... | 2-2  |
| Other Supplementary Information                                 |      |
| Cash and Investments - Pie Chart.....                           | 3-1  |
| Cash Analysis Report.....                                       | 4-x  |
| Cash Analysis Report - Graph.....                               | 5-1  |
| Revenue Report.....   | 6-x  |
| Expenses - Bar Chart.....                                       | 7-1  |
| Expense Report.....   | 8-x  |
| Member Contribution Report.....                                 | 9-x  |
| Payroll Journal.....  | 10-x |
| Quarterly Vendor Check Report.....                              | 11-x |

# Accountant's Compilation Report



November 13, 2014

Members of the Pension Board of Trustees  
Barrington Hills Police Pension Fund  
Barrington Hills, IL 60010-5102

We have compiled the accompanying modified cash basis statement of net position of the Barrington Hills Police Pension Fund as of October 31, 2014 and the related modified cash basis statement of changes in net position for the ten months then ended, and the accompanying other supplementary information as referred to in the table of contents. We have not audited or reviewed the accompanying financial statements and other supplementary information and, accordingly, do not express an opinion or provide any assurance about whether the financial statements and other supplementary information are in accordance with the modified cash basis of accounting.

Management is responsible for the preparation and fair presentation of the financial statements and other supplementary information in accordance with the modified cash basis of accounting and for designing, implementing, and maintaining internal controls relevant to the preparation and fair presentation of the financial statements and other supplementary information.

Our responsibility is to conduct the compilation in accordance with Statements for Standards and Review Services issued by the American Institute of Certified Public Accountants. The objective of a compilation is to assist the management in presenting financial information in the form of financial statements and other supplementary information without undertaking to obtain or provide any assurance that there are no material modifications that should be made to the financial statements and other supplementary information.

Management has elected to omit substantially all of the disclosures, Management Discussion and Analysis (MD&A), and Required Supplementary Information (RSI) required by the modified cash basis of accounting. If the omitted disclosures were included in the financial statements and other supplementary information, they might influence the user's conclusions about the Pension Fund's assets, liabilities, fund balance, revenues and expenses. Accordingly, these financial statements and other supplementary information are not designed for those who are not informed about such matters.

We are not independent with respect to the Barrington Hills Police Pension Fund.

Cordially,

Lauterbach & Amen, LLP

# Financial Statements

**Barrington Hills Police Pension Fund**  
**Statement of Net Position - Modified Cash Basis**  
**As of October 31, 2014**

**Assets**

|                            |                     |
|----------------------------|---------------------|
| Cash and Cash Equivalents  | \$ 313,665.75       |
| Investments, at Fair Value |                     |
| Money Market Mutual Funds  | 491,955.81          |
| Fixed Income               | 3,735,063.40        |
| Mutual Funds               | 3,429,369.67        |
| Total Cash and Investments | <u>7,970,054.63</u> |
| Accrued Interest           | 20,623.85           |
| Due from Municipality      | 3,693.00            |
| Prepays                    | <u>1,927.50</u>     |
| Total Assets               | <u>7,996,298.98</u> |

**Liabilities**

|                     |                  |
|---------------------|------------------|
| Expenses Due/Unpaid | <u>12,306.66</u> |
| Total Liabilities   | <u>12,306.66</u> |

|  |                            |
|--|----------------------------|
| <b>Net Position Held in Trust for Pension Benefits</b> | <u><u>7,983,992.32</u></u> |
|--|----------------------------|

**Barrington Hills Police Pension Fund**  
**Statement of Changes in Net Position - Modified Cash Basis**  
**For the Ten Months Ended October 31, 2014**

**Additions**

|                               |                     |
|-------------------------------|---------------------|
| Contributions - Employer      | \$ 617,535.61       |
| Contributions - Employee      | <u>150,268.68</u>   |
| Total Contributions           | <u>767,804.29</u>   |
|                               |                     |
| Investment Income             |                     |
| Interest and Dividends Earned | 96,810.11           |
| Net Change in Fair Value      | <u>228,548.00</u>   |
| Total Investment Income       | 325,358.11          |
| Less: Investment Expense      | <u>(21,106.44)</u>  |
| Net Investment Income         | <u>304,251.67</u>   |
|                               |                     |
| Total Additions               | <u>1,072,055.96</u> |

**Deductions**

|                      |                   |
|----------------------|-------------------|
| Administration       | 32,262.11         |
| Benefits and Refunds |                   |
| Benefits             | 201,878.90        |
| Refunds              | <u>0.00</u>       |
|                      |                   |
| Total Deductions     | <u>234,141.01</u> |

**Change in Position**

837,914.95

**Net Position Held in Trust for Pension Benefits**

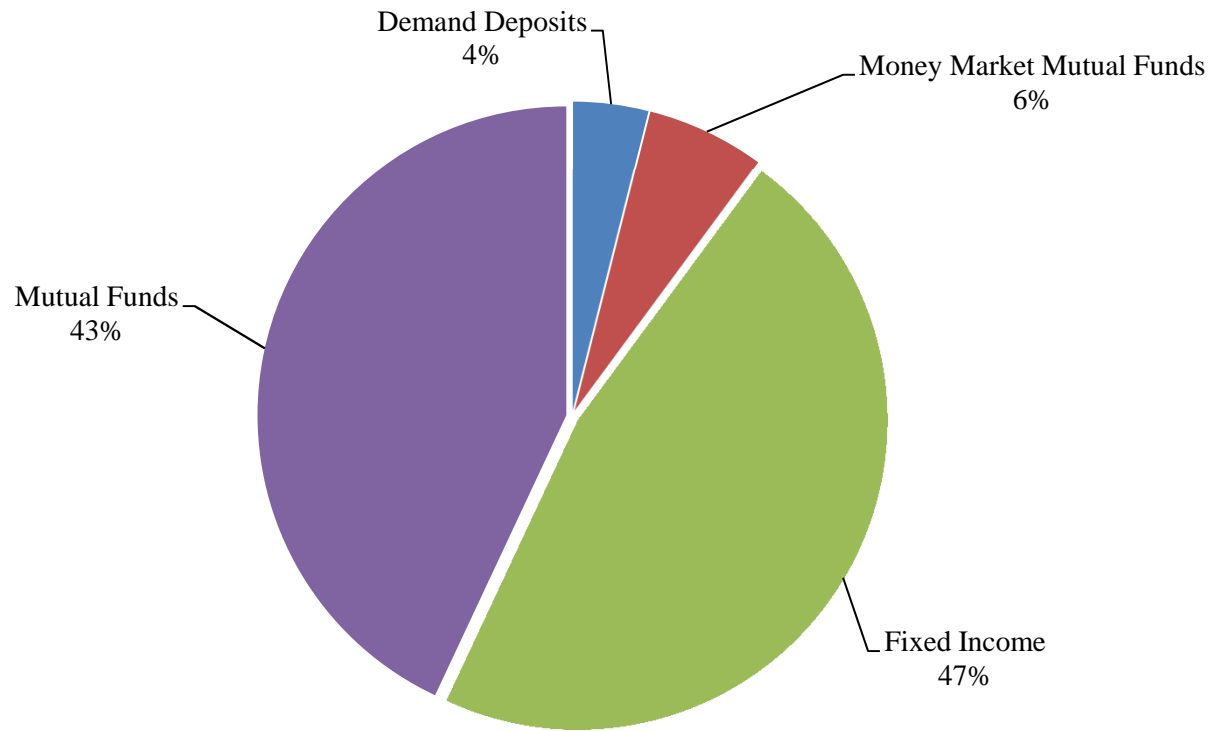
|                   |                            |
|-------------------|----------------------------|
| Beginning of Year | <u>7,146,077.37</u>        |
| End of Period     | <u><u>7,983,992.32</u></u> |

See Accountants' Compilation Report

## Other Supplementary Information



## Barrington Hills Police Pension Fund Cash and Investments

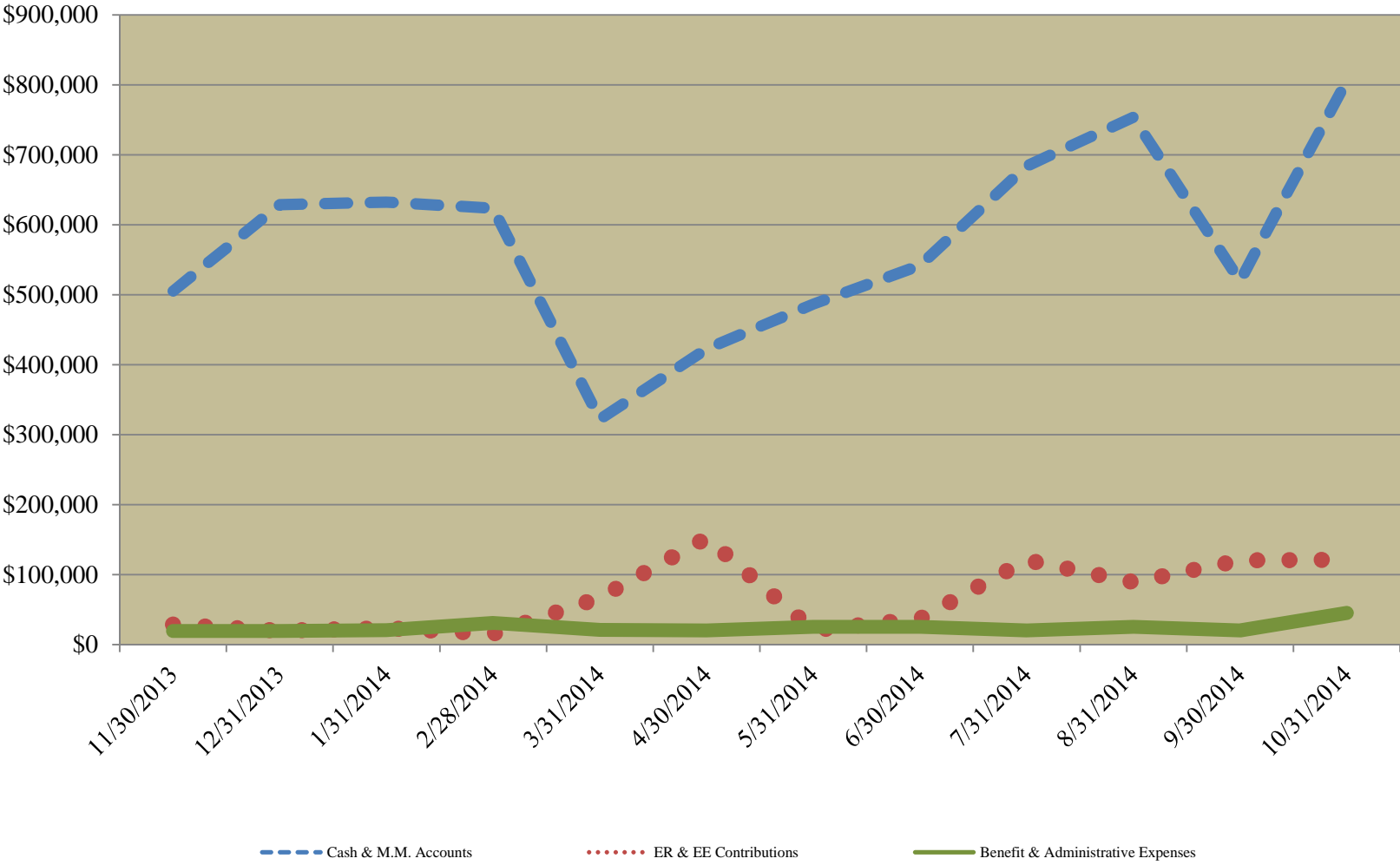


**Barrington Hills Police Pension Fund  
Cash Analysis Report  
For the Twelve Periods Ending October 31, 2014**

|                                       | 11/30/13       | 12/31/13       | 1/31/14        | 2/28/14         | 3/31/14        | 4/30/14        | 5/31/14        | 6/30/14        | 7/31/14        | 8/31/14        | 9/30/14        | 10/31/14       |
|---------------------------------------|----------------|----------------|----------------|-----------------|----------------|----------------|----------------|----------------|----------------|----------------|----------------|----------------|
| <u>Financial Institutions</u>         | <u>Balance</u> | <u>Balance</u> | <u>Balance</u> | <u>Balance</u>  | <u>Balance</u> | <u>Balance</u> | <u>Balance</u> | <u>Balance</u> | <u>Balance</u> | <u>Balance</u> | <u>Balance</u> | <u>Balance</u> |
| CK - Harris Bank #321-494-7           | 10,000         | 10,000         | 9,550          | 10,000          | 10,000         | 10,000         | 8,790          | 10,000         | 10,000         | 4,676          | 17,000         | 10,000         |
| CK - Illinois Funds #151600005        | 239,258        | 128,733        | 123,358        | 115,252         | 109,700        | 156,582        | 109,652        | 125,146        | 120,388        | 220,950        | 213,214        | 189,381        |
| CK - Illinois Funds Reconciling Items | 21,367         | 7,310          | 15,865         | 7,853           | 59,217         | 144,673        | 13,035         | 7,925          | 113,244        | 81,721         | 7,141          | 114,285        |
|                                       | <u>270,624</u> | <u>146,043</u> | <u>148,773</u> | <u>133,104</u>  | <u>178,917</u> | <u>311,255</u> | <u>131,477</u> | <u>143,071</u> | <u>243,632</u> | <u>307,346</u> | <u>237,355</u> | <u>313,666</u> |
| MM - Charles Schwab #7469-8825        | 201,684        | 426,157        | 427,149        | 434,377         | 54,979         | 55,970         | 285,202        | 346,850        | 376,765        | 382,999        | 197,608        | 407,149        |
| MM - Charles Schwab #1225-7340        | 33,189         | 56,603         | 56,603         | 56,368          | 88,107         | 55,491         | 70,007         | 51,993         | 63,592         | 63,382         | 84,806         | 84,806         |
|                                       | <u>234,873</u> | <u>482,760</u> | <u>483,752</u> | <u>490,745</u>  | <u>143,086</u> | <u>111,461</u> | <u>355,209</u> | <u>398,843</u> | <u>440,356</u> | <u>446,381</u> | <u>282,415</u> | <u>491,956</u> |
| Totals                                | <u>505,498</u> | <u>628,802</u> | <u>632,525</u> | <u>623,849</u>  | <u>322,003</u> | <u>422,716</u> | <u>486,687</u> | <u>541,914</u> | <u>683,988</u> | <u>753,727</u> | <u>519,770</u> | <u>805,622</u> |
| <u>Contributions</u>                  |                |                |                |                 |                |                |                |                |                |                |                |                |
| Current Tax - Village                 | 14,057         | 5,496          | 8,361          | 349             | 51,664         | 136,971        | 5,531          | 21,606         | 105,690        | 74,307         | 105,913        | 107,144        |
| Contributions - Current Year          | 14,620         | 14,620         | 15,055         | 15,206          | 15,305         | 15,503         | 15,008         | 15,429         | 15,057         | 14,917         | 14,283         | 14,506         |
|                                       | <u>28,677</u>  | <u>20,115</u>  | <u>23,416</u>  | <u>15,555</u>   | <u>66,969</u>  | <u>152,474</u> | <u>20,539</u>  | <u>37,035</u>  | <u>120,747</u> | <u>89,224</u>  | <u>120,195</u> | <u>121,649</u> |
| <u>Expenses</u>                       |                |                |                |                 |                |                |                |                |                |                |                |                |
| Benefits                              | 19,699         | 19,699         | 20,188         | 20,188          | 20,188         | 20,188         | 20,188         | 20,188         | 20,188         | 20,188         | 20,188         | 20,188         |
| Administration                        | -              | -              | 499            | 11,037          | 970            | -              | 5,130          | 5,255          | -              | 5,324          | -              | 25,153         |
|                                       | <u>19,699</u>  | <u>19,699</u>  | <u>20,687</u>  | <u>31,225</u>   | <u>21,158</u>  | <u>20,188</u>  | <u>25,318</u>  | <u>25,443</u>  | <u>20,188</u>  | <u>25,512</u>  | <u>20,188</u>  | <u>45,341</u>  |
| Total Contributions less Expenses     | <u>8,978</u>   | <u>416</u>     | <u>2,728</u>   | <u>(15,670)</u> | <u>45,811</u>  | <u>132,286</u> | <u>(4,779)</u> | <u>11,592</u>  | <u>100,560</u> | <u>63,713</u>  | <u>100,008</u> | <u>76,308</u>  |

See Accountants' Compilation Report

# Barrington Hills Police Pension Fund Cash Analysis Summary

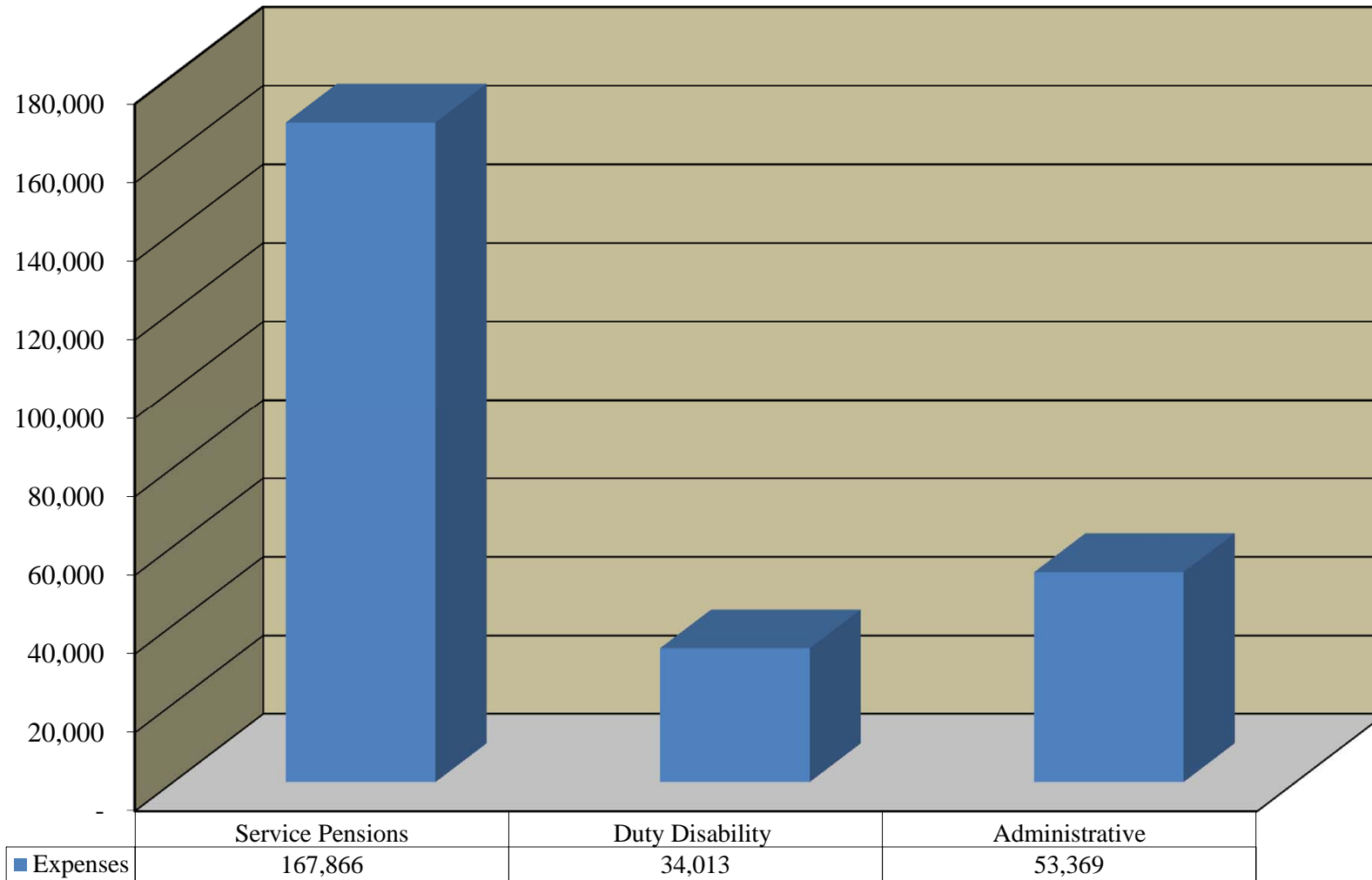


# Barrington Hills Police Pension Fund

## Revenue Report as of October 31, 2014

|   | <u>Received<br/>this Month</u> | <u>Received<br/>this Year</u> |
|---|--------------------------------|-------------------------------|
| <b><u>Revenues</u></b>                            |                                |                               |
| <b><u>Municipal and Member Contributions</u></b>  |                                |                               |
| <b><u>Municipal Contributions</u></b>             |                                |                               |
| 41-210-00 - Current Tax - Village                 | 107,143.50                     | 617,535.61                    |
|   | 107,143.50                     | 617,535.61                    |
| <b><u>Member Contributions</u></b>                |                                |                               |
| 41-410-00 - Contributions - Current Year          | 14,505.92                      | 150,268.68                    |
|   | 14,505.92                      | 150,268.68                    |
| <b>Total Municipal and Member Contributions</b>   | 121,649.42                     | 767,804.29                    |
| <b><u>Investment Income</u></b>                   |                                |                               |
| <b><u>Interest and Dividends</u></b>              |                                |                               |
| 43-103-01 - CK - Illinois Funds #1-516-0000-5798  | 2.27                           | 16.07                         |
| 43-252-01 - Fixed Income - Schwab #7469-8825      | 1,125.00                       | 68,640.47                     |
| 43-550-01 - Equity - Schwab #7469-8825            | 0.00                           | 5,210.23                      |
| 43-550-03 - Equity - Schwab #1225-7340            | 0.00                           | 20,794.32                     |
|   | 1,127.27                       | 94,661.09                     |
| <b><u>Gains and Losses</u></b>                    |                                |                               |
| 44-252-01 - GL - Fixed Income - Schwab #7469-8825 | 18,318.15                      | 45,590.20                     |
| 44-550-01 - GL - Equity - Schwab #7469-8825       | 0.00                           | 14,859.22                     |
| 44-550-03 - GL - Equity - Schwab #1225-7340       | 79,478.30                      | 168,098.58                    |
|   | 97,796.45                      | 228,548.00                    |
| <b><u>Other Income</u></b>                        |                                |                               |
| 45-200-00 - Accrued Interest                      | 5,172.56                       | 2,099.02                      |
| 49-000-01 - Other Income                          | 0.00                           | 50.00                         |
|   | 5,172.56                       | 2,149.02                      |
| <b>Total Investment Income</b>                    | 104,096.28                     | 325,358.11                    |
| <b>Total Revenues</b>                             | 225,745.70                     | 1,093,162.40                  |

## Barrington Hills Police Pension Fund Expenses



# Barrington Hills Police Pension Fund

## Expense Report as of October 31, 2014

|   | <u>Expended<br/>this Month</u> | <u>Expended<br/>this Year</u> |
|---|--------------------------------|-------------------------------|
| <b><u>Expenses</u></b>                        |                                |                               |
| <b><u>Pensions and Benefits</u></b>           |                                |                               |
| 51-020-00 - Service Pensions                  | 16,786.55                      | 167,865.50                    |
| 51-030-00 - Non-Duty Disability Pensions      | 0.00                           | 0.00                          |
| 51-040-00 - Duty Disability Pensions          | 3,401.34                       | 34,013.40                     |
| 51-050-00 - Occupational Disease Pensions     | 0.00                           | 0.00                          |
| 51-060-00 - Surviving Spouse Pensions         | 0.00                           | 0.00                          |
| 51-070-00 - Children's Pensions               | 0.00                           | 0.00                          |
| 51-080-00 - Parent's Pensions                 | 0.00                           | 0.00                          |
| 51-090-00 - Handicapped Annuitant Pensions    | 0.00                           | 0.00                          |
| 51-100-00 - Refund of Contributions           | 0.00                           | 0.00                          |
| 51-110-00 - Transfers to Other Pensions       | 0.00                           | 0.00                          |
|   | <u>20,187.89</u>               | <u>201,878.90</u>             |
| <br><b><u>Administrative</u></b>              |                                |                               |
| <b><u>Insurance</u></b>                       |                                |                               |
| 52-150-01 - Fiduciary Insurance               | 2,581.00                       | 2,581.00                      |
|   | <u>2,581.00</u>                | <u>2,581.00</u>               |
| <br><b><u>Professional Services</u></b>       |                                |                               |
| 52-170-01 - Actuarial Services                | 3,450.00                       | 3,450.00                      |
| 52-170-03 - Accounting & Bookkeeping Services | 3,500.00                       | 8,780.00                      |
| 52-170-05 - Legal Services                    | 9,016.81                       | 13,291.81                     |
|   | <u>15,966.81</u>               | <u>25,521.81</u>              |
| <br><b><u>Investment</u></b>                  |                                |                               |
| 52-190-01 - Investment Manager/Advisor Fees   | 5,580.47                       | 21,106.44                     |
|   | <u>5,580.47</u>                | <u>21,106.44</u>              |
| <br><b><u>Other Expense</u></b>               |                                |                               |
| 52-290-25 - Conference/Seminar Fees           | 0.00                           | 850.00                        |
| 52-290-26 - Association Dues                  | 1,025.00                       | 2,050.00                      |
| 52-290-30 - Supplies Expense                  | 0.00                           | 49.35                         |
| 52-290-34 - IDOI Filing Fee Expense           | 0.00                           | 1,209.95                      |
|   | <u>1,025.00</u>                | <u>4,159.30</u>               |
| <br><b>Total Administrative</b>               | <br><u>25,153.28</u>           | <br><u>53,368.55</u>          |
| <br><b>Total Expenses</b>                     | <br><u>45,341.17</u>           | <br><u>255,247.45</u>         |

See Accountants' Compilation Report

**Barrington Hills Police Pension Fund**  
**Member Contribution Report**  
**As of Month Ended October 31, 2014**

| Name                     | Thru<br>Prior Fiscal<br>Year | Current<br>Fiscal<br>Year | Service<br>Purchase | Refunds     | Total<br>Contributions |
|--------------------------|------------------------------|---------------------------|---------------------|-------------|------------------------|
| Baird, Brian D.          | \$ 77,813.05                 | 7,346.70                  | 0.00                | 0.00        | 85,159.75              |
| Borck, Todd M.           | 90,837.92                    | 8,386.30                  | 0.00                | 0.00        | 99,224.22              |
| Caputo, Dominic V.       | 110,454.95                   | 7,445.80                  | 0.00                | 0.00        | 117,900.75             |
| Colditz, Joseph S.       | 103,964.75                   | 8,993.28                  | 0.00                | 0.00        | 112,958.03             |
| Currie, Jason D.         | 29,066.51                    | 7,247.60                  | 0.00                | 0.00        | 36,314.11              |
| Deutschle, Gary          | 58,002.57                    | 7,297.15                  | 0.00                | 0.00        | 65,299.72              |
| Hammelmann, Gary A.      | 113,209.58                   | 7,247.60                  | 0.00                | 0.00        | 120,457.18             |
| Hensler, Jeremy J.       | 62,553.21                    | 7,297.15                  | 0.00                | 0.00        | 69,850.36              |
| Johnson, Mark E.         | 47,198.93                    | 7,297.15                  | 0.00                | 0.00        | 54,496.08              |
| Kann, David M.           | 91,407.85                    | 8,386.30                  | 0.00                | 0.00        | 99,794.15              |
| Klasen, Catherine A.     | 38,604.14                    | 5,754.56                  | 0.00                | 0.00        | 44,358.70              |
| McKinney, Patrick J.     | 62,790.34                    | 7,297.15                  | 0.00                | 0.00        | 70,087.49              |
| Murphy, Michael N.       | 153,841.82                   | 11,247.80                 | 0.00                | 0.00        | 165,089.62             |
| Parada, Sabas            | 54,615.65                    | 7,297.15                  | 0.00                | 0.00        | 61,912.80              |
| Riedel, Ronald W.        | 98,558.30                    | 8,411.08                  | 0.00                | 0.00        | 106,969.38             |
| Ruffin, Ronald L.        | 60,776.20                    | 7,297.15                  | 0.00                | 0.00        | 68,073.35              |
| Semelsberger, Richard W. | 125,404.92                   | 9,654.00                  | 0.00                | 0.00        | 135,058.92             |
| Stokes, Eric E.          | 90,463.58                    | 7,371.48                  | 0.00                | 0.00        | 97,835.06              |
| Underwood, Curt A.       | 106,254.43                   | 8,993.28                  | 0.00                | 0.00        | 115,247.71             |
| <b>Total</b>             | <b>1,575,818.70</b>          | <b>150,268.68</b>         | <b>0.00</b>         | <b>0.00</b> | <b>1,726,087.38</b>    |

### Multiple Batch Report

Check Date 10/31/2014

| SSN (E)                | FamilyID | Employee Name<br>Alt Payee Name | ACH Check #                           | Payment<br>Amt | Member<br>Gross | Federal<br>Tax |
|------------------------|----------|---------------------------------|---------------------------------------|----------------|-----------------|----------------|
| <u>Duty Disability</u> |          |                                 |                                       |                |                 |                |
| ***-**_1358            | 100511   | Fernandez,<br>Alexander         | <input checked="" type="checkbox"/> 0 | \$3,401.34     | \$3,401.34      | \$0.00         |
|                        |          |                                 | ***-**_1358 Subtotal:                 | \$3,401.34     | \$3,401.34      | \$0.00         |
|                        |          |                                 | <b>Duty Disability Subtotal:</b>      | \$3,401.34     | \$3,401.34      | \$0.00         |
| <u>Service</u>         |          |                                 |                                       |                |                 |                |
| ***-**_0193            | 100510   | Schuld, Alfred W.               | <input checked="" type="checkbox"/> 0 | \$5,434.13     | \$6,297.51      | \$863.38       |
|                        |          |                                 | ***-**_0193 Subtotal:                 | \$5,434.13     | \$6,297.51      | \$863.38       |
| ***-**_6816            | 100512   | Prinner, Terry L.               | <input checked="" type="checkbox"/> 0 | \$4,522.61     | \$5,049.40      | \$526.79       |
|                        |          |                                 | ***-**_6816 Subtotal:                 | \$4,522.61     | \$5,049.40      | \$526.79       |
| ***-**_1074            | 100513   | Gallagher, Michael<br>B.        | <input checked="" type="checkbox"/> 0 | \$4,504.94     | \$5,439.64      | \$934.70       |
|                        |          |                                 | ***-**_1074 Subtotal:                 | \$4,504.94     | \$5,439.64      | \$934.70       |
|                        |          |                                 | <b>Service Subtotal:</b>              | \$14,461.68    | \$16,786.55     | \$2,324.87     |

### Totals

| ACH Flag           | Payments | Net Payment<br>Total | Gross       | Federal Tax |
|--------------------|----------|----------------------|-------------|-------------|
| Yes                | 4        | \$17,863.02          | \$20,187.89 | \$2,324.87  |
| No                 | 0        | \$0.00               | \$0.00      | \$0.00      |
| <b>Grand Total</b> | 4        | \$17,863.02          | \$20,187.89 | \$2,324.87  |



# Barrington Hills Police Pension Fund

## Vendor Checks Report

08/01/14-10/31/14

Page 1

| Vendor Name                      | Chk. No. | Check Date | Amount           |                   |
|----------------------------------|----------|------------|------------------|-------------------|
| WALL & ASSOCIATES                | 70036    | 08/29/14   | 5,323.94         | <b>Electronic</b> |
| NCPERS                           | 30027    | 10/27/14   | 250.00           |                   |
| TIMOTHY W SHARPE                 | 30028    | 10/27/14   | 1,700.00         |                   |
|                                  |          | Subtotal   | <u>1,950.00</u>  |                   |
| IPPPA                            | 70038    | 10/29/14   | 775.00           | <b>Electronic</b> |
| MESIROW INSURANCE SERVICES, INC. | 70039    | 10/29/14   | 2,581.00         | <b>Electronic</b> |
| ROBBINS SCHWARTZ NICHOLAS LIFTON | 70040    | 10/29/14   | 9,016.81         | <b>Electronic</b> |
| WALL & ASSOCIATES                | 70041    | 10/29/14   | 5,580.47         | <b>Electronic</b> |
|                                  |          | Subtotal   | <u>17,953.28</u> |                   |
| LAUTERBACH & AMEN, LLP           | 70037    | 10/30/14   | 400.00           | <b>Electronic</b> |
| LAUTERBACH & AMEN, LLP           | 70042    | 10/30/14   | 2,000.00         | <b>Electronic</b> |
| LAUTERBACH & AMEN, LLP           | 70043    | 10/30/14   | 2,850.00         | <b>Electronic</b> |
|                                  |          | Subtotal   | <u>5,250.00</u>  |                   |
|                                  |          | TOTAL      | <u>30,477.22</u> |                   |

# Barrington Hills Police Pension Fund: Account Aggregate

## Performance History

by Account

**Date Range**  
12/31/2008 - 10/31/2014

**Account Number**

**Report Currency**  
USD

### Portfolio Summary

|                             |              |
|-----------------------------|--------------|
| Final Market Value:         | 7,866,467.31 |
| Total Investment:           | 3,436,483.99 |
| Average Annualized Return % | 5.25         |
| Cumulative Return %         | 34.79        |

| Period Time | Portfolio monthly return% | Cumulative monthly return% |
|-------------|---------------------------|----------------------------|
| 12/2008     | 0.11                      | 0.11                       |
| 01/2009     | -0.12                     | -0.01                      |
| 02/2009     | 0.10                      | 0.09                       |
| 03/2009     | 0.76                      | 0.85                       |
| 04/2009     | 0.29                      | 1.14                       |
| 05/2009     | 0.64                      | 1.78                       |
| 06/2009     | 0.00                      | 1.78                       |
| 07/2009     | 1.30                      | 3.10                       |
| 08/2009     | 1.01                      | 4.14                       |
| 09/2009     | 1.32                      | 5.52                       |
| 10/2009     | 0.04                      | 5.56                       |
| 11/2009     | 1.33                      | 6.97                       |
| 12/2009     | -0.50                     | 6.43                       |
| 01/2010     | 0.37                      | 6.82                       |
| 02/2010     | 0.50                      | 7.36                       |
| 03/2010     | 0.58                      | 7.99                       |
| 04/2010     | 0.86                      | 8.92                       |
| 05/2010     | -1.05                     | 7.77                       |
| 06/2010     | -0.35                     | 7.40                       |
| 07/2010     | 1.95                      | 9.49                       |
| 08/2010     | -0.59                     | 8.85                       |
| 09/2010     | 2.01                      | 11.04                      |
| 10/2010     | 1.23                      | 12.40                      |
| 11/2010     | -0.42                     | 11.92                      |
| 12/2010     | 0.92                      | 12.95                      |

# Barrington Hills Police Pension Fund: Account Aggregate

## Performance History by Account

Date Range  
12/31/2008 - 10/31/2014

Account Number

Report Currency  
USD

| Period Time | Portfolio<br>monthly return% | Cumulative<br>monthly return% |
|-------------|------------------------------|-------------------------------|
| 01/2011     | 0.44                         | 13.45                         |
| 02/2011     | 0.72                         | 14.27                         |
| 03/2011     | 0.04                         | 14.31                         |
| 04/2011     | 1.94                         | 16.52                         |
| 05/2011     | -0.11                        | 16.39                         |
| 06/2011     | -0.50                        | 15.81                         |
| 07/2011     | -0.21                        | 15.57                         |
| 08/2011     | -1.92                        | 13.35                         |
| 09/2011     | -3.52                        | 9.36                          |
| 10/2011     | 3.22                         | 12.88                         |
| 11/2011     | -0.49                        | 12.32                         |
| 12/2011     | -0.09                        | 12.22                         |
| 01/2012     | 2.72                         | 15.27                         |
| 02/2012     | 1.02                         | 16.44                         |
| 03/2012     | 0.55                         | 17.08                         |
| 04/2012     | 0.20                         | 17.31                         |
| 05/2012     | -1.72                        | 15.29                         |
| 06/2012     | 1.36                         | 16.85                         |
| 07/2012     | 0.76                         | 17.75                         |
| 08/2012     | 0.85                         | 18.75                         |
| 09/2012     | 0.86                         | 19.77                         |
| 10/2012     | -0.27                        | 19.45                         |
| 11/2012     | 0.29                         | 19.79                         |
| 12/2012     | 0.52                         | 20.42                         |
| 01/2013     | 1.30                         | 21.98                         |
| 02/2013     | 0.55                         | 22.65                         |
| 03/2013     | 1.25                         | 24.19                         |
| 04/2013     | 0.95                         | 25.36                         |
| 05/2013     | -0.62                        | 24.58                         |
| 06/2013     | -1.25                        | 23.03                         |
| 07/2013     | 1.73                         | 25.16                         |
| 08/2013     | -1.24                        | 23.60                         |
| 09/2013     | 1.98                         | 26.06                         |
| 10/2013     | 1.47                         | 27.91                         |
| 11/2013     | 0.78                         | 28.91                         |

# Barrington Hills Police Pension Fund: Account Aggregate

## Performance History by Account

**Date Range**  
12/31/2008 - 10/31/2014

**Account Number**

**Report Currency**  
USD

| Period Time                | Portfolio monthly return% |  | Cumulative monthly return% |
|----------------------------|---------------------------|--|----------------------------|
| 12/2013                    | 0.14                      |  | 29.09                      |
| 01/2014                    | -0.37                     |  | 28.60                      |
| 02/2014                    | 1.84                      |  | 30.97                      |
| 03/2014                    | -0.19                     |  | 30.71                      |
| 04/2014                    | 0.33                      |  | 31.14                      |
| 05/2014                    | 1.07                      |  | 32.55                      |
| 06/2014                    | 0.82                      |  | 33.64                      |
| 07/2014                    | -0.89                     |  | 32.45                      |
| 08/2014                    | 1.69                      |  | 34.69                      |
| 09/2014                    | -1.25                     |  | 33.01                      |
| 10/2014                    | 1.34                      |  | 34.79                      |
| <b>Annualized Return %</b> |                           |  | <b>5.25</b>                |