



MEMO

TO: Members of the Pension Board of Trustees

FROM: Sherry Lauterbach

RE: Audit Adjustments

This memo is intended to inform you of the agreed upon audit adjustments that were recorded in the current month's financial statements. These are non-cash adjustments and are not related to the portfolio's market value.

More precisely, this month audit adjustments were posted. In order to finalize the financial statements, these entries were made in order to agree to the audit. These audit adjustments occur on an annual basis.

The balance sheet and more precisely the fund balance has been updated to agree to the audit figures of the pension fund. Any receivables, liabilities or changes to fund balance have been posted in order to reconcile to the audit.

Should you have any questions, please feel free to contact AJ Weber or Susan Hill at 630.393.1483.

Cordially,

Lauterbach & Amen, LLP

Lauterbach & Amen, LLP

**Barrington Hills Police Pension Fund
Y/E Adjustments Journal**

<u>Date</u>	<u>Reference</u>	<u>T</u>	<u>Account</u>	<u>Description</u>	<u>Amount</u>	<u>Reference Total</u>
03/31/15	AUDIT1		15-600-00	to record FYE 2014 audit adjustments	15,266.51	
03/31/15	AUDIT1		30-000-01	to record FYE 2014 audit adjustments	(15,266.51)	
					Transaction Balance	<u>0.00</u>
Total Debits	<u>15,266.51</u>		Total Credits	<u>15,266.51</u>	A/C Hash Total	<u>45.000</u>
Number of Transactions		2				

Barrington Hills Police Pension Fund

Monthly Financial Report

For the Month Ended
March 31, 2015

Prepared by:

Lauterbach & Amen, LLP

Barrington Hills Police Pension Fund

Table of Contents

	Starting on Page
Accountant's Compilation Report.....	1-1
Financial Statements	
Statement of Net Position - Modified Cash Basis.....	2-1
Statement of Changes in Net Position - Modified Cash Basis.....	2-2
Other Supplementary Information	
Cash and Investments - Pie Chart.....	3-1
Cash Analysis Report.....	4-1
Cash Analysis Report - Graph.....	5-1
Revenue Report.....	6-1
Expenses - Bar Chart.....	7-1
Expense Report.....	8-1
Member Contribution Report.....	9-1
Payroll Journal.....	10-1
Quarterly Vendor Check Report.....	11-1

Accountant's Compilation Report



April 14, 2015

Members of the Pension Board of Trustees
Barrington Hills Police Pension Fund
Barrington Hills, IL 60010-5102

We have compiled the accompanying modified cash basis statement of net position of the Barrington Hills Police Pension Fund as of March 31, 2015 and the related modified cash basis statement of changes in net position for the three months then ended, and the accompanying other supplementary information as referred to in the table of contents. We have not audited or reviewed the accompanying financial statements and other supplementary information and, accordingly, do not express an opinion or provide any assurance about whether the financial statements and other supplementary information are in accordance with the modified cash basis of accounting.

Management is responsible for the preparation and fair presentation of the financial statements and other supplementary information in accordance with the modified cash basis of accounting and for designing, implementing, and maintaining internal controls relevant to the preparation and fair presentation of the financial statements and other supplementary information.

Our responsibility is to conduct the compilation in accordance with Statements for Standards and Review Services issued by the American Institute of Certified Public Accountants. The objective of a compilation is to assist the management in presenting financial information in the form of financial statements and other supplementary information without undertaking to obtain or provide any assurance that there are no material modifications that should be made to the financial statements and other supplementary information.

Management has elected to omit substantially all of the disclosures, Management Discussion and Analysis (MD&A), and Required Supplementary Information (RSI) required by the modified cash basis of accounting. If the omitted disclosures were included in the financial statements and other supplementary information, they might influence the user's conclusions about the Pension Fund's assets, liabilities, fund balance, revenues and expenses. Accordingly, these financial statements and other supplementary information are not designed for those who are not informed about such matters.

We are not independent with respect to the Barrington Hills Police Pension Fund.

Cordially,

Lauterbach & Amen, LLP

Financial Statements

Barrington Hills Police Pension Fund
Statement of Net Position - Modified Cash Basis
As of March 31, 2015

Assets

Cash and Cash Equivalents	\$ 109,979.54
Investments, at Fair Value	
Money Market Mutual Funds	256,040.95
Fixed Income	4,146,753.26
Mutual Funds	3,595,759.16
Total Cash and Investments	8,108,532.91
Accrued Interest	19,309.24
Due from Municipality	18,959.51
Prepays	2,960.75
Total Assets	8,149,762.41

Liabilities

Expenses Due/Unpaid	10,295.93
Total Liabilities	10,295.93

Net Position Held in Trust for Pension Benefits	8,139,466.48
--	---------------------

Barrington Hills Police Pension Fund
Statement of Changes in Net Position - Modified Cash Basis
For the Three Months Ended March 31, 2015

Additions

Contributions - Employer	\$ 67,417.54
Contributions - Employee	<u>37,947.39</u>
Total Contributions	<u>105,364.93</u>
Investment Income	
Interest and Dividends Earned	23,655.83
Net Change in Fair Value	<u>115,033.31</u>
Total Investment Income	138,689.14
Less: Investment Expense	<u>(5,679.59)</u>
Net Investment Income	<u>133,009.55</u>
Total Additions	<u>238,374.48</u>

Deductions

Administration	6,926.34
Benefits and Refunds	
Benefits	102,669.72
Refunds	<u>0.00</u>
Total Deductions	<u>109,596.06</u>

Change in Position

128,778.42

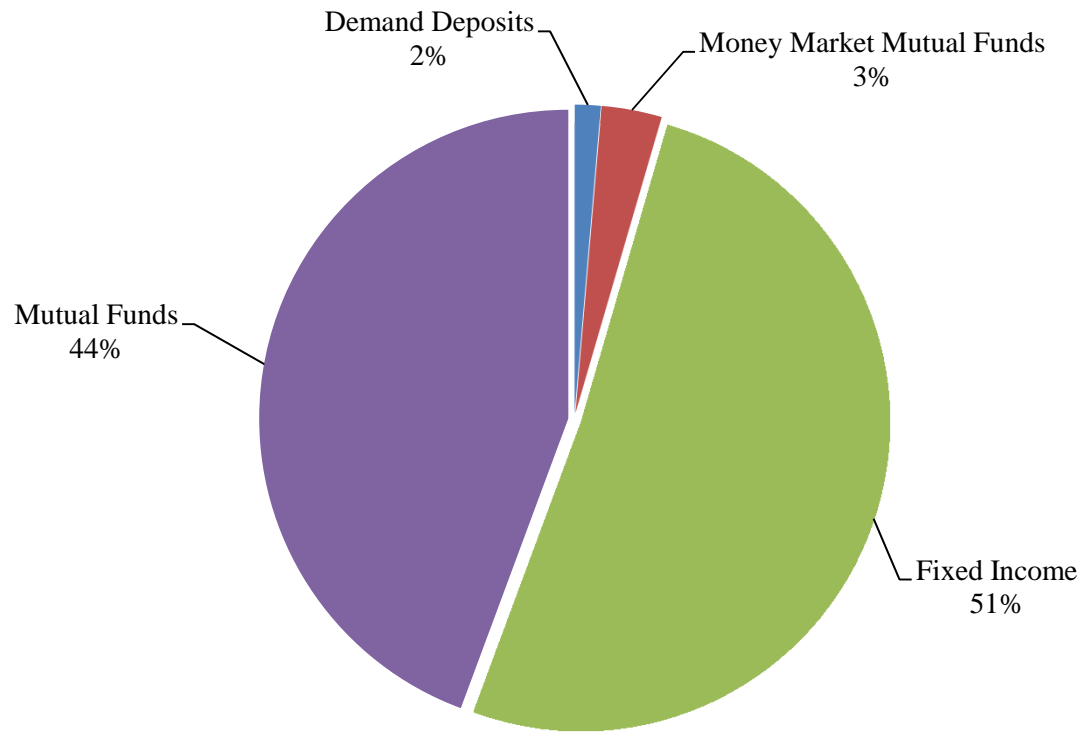
Net Position Held in Trust for Pension Benefits

Beginning of Year	<u>8,010,688.06</u>
End of Period	<u><u>8,139,466.48</u></u>

See Accountants' Compilation Report

Other Supplementary Information

Barrington Hills Police Pension Fund Cash and Investments

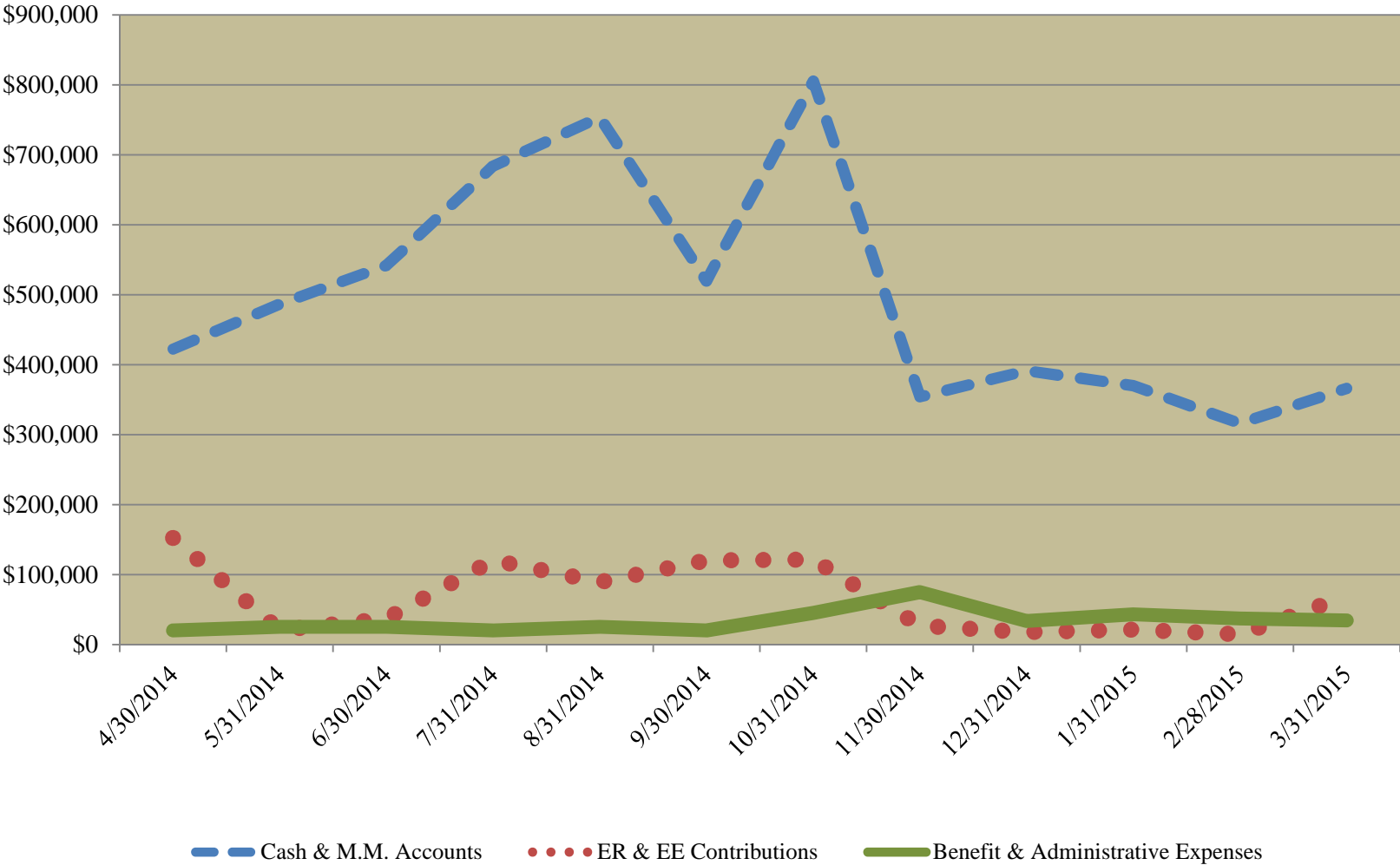


**Barrington Hills Police Pension Fund
Cash Analysis Report
For the Twelve Periods Ending March 31, 2015**

	4/30/14	5/31/14	6/30/14	7/31/14	8/31/14	9/30/14	10/31/14	11/30/14	12/31/14	1/31/15	2/28/15	3/31/15
<u>Financial Institutions</u>	<u>Balance</u>	<u>Balance</u>	<u>Balance</u>	<u>Balance</u>	<u>Balance</u>	<u>Balance</u>	<u>Balance</u>	<u>Balance</u>	<u>Balance</u>	<u>Balance</u>	<u>Balance</u>	<u>Balance</u>
CK - Harris Bank #321-494-7	10,000	8,790	10,000	10,000	4,676	17,000	10,000	10,000	10,000	11,750	8,805	9,585
CK - Illinois Funds #151600005	156,582	109,652	125,146	120,388	220,950	213,214	189,381	104,983	103,862	80,032	58,159	37,886
CK - Illinois Funds Reconciling Items	144,673	13,035	7,925	113,244	81,721	7,141	114,285	20,553	6,025	6,349	8,597	62,509
	<u>311,255</u>	<u>131,477</u>	<u>143,071</u>	<u>243,632</u>	<u>307,346</u>	<u>237,355</u>	<u>313,666</u>	<u>135,536</u>	<u>119,888</u>	<u>98,131</u>	<u>75,560</u>	<u>109,980</u>
MM - Charles Schwab #7469-8825	55,970	285,202	346,850	376,765	382,999	197,608	407,149	138,206	152,124	152,124	158,358	171,718
MM - Charles Schwab #1225-7340	55,491	70,007	51,993	63,592	63,382	84,806	84,806	80,392	119,738	119,738	82,407	84,323
	<u>111,461</u>	<u>355,209</u>	<u>398,843</u>	<u>440,356</u>	<u>446,381</u>	<u>282,415</u>	<u>491,956</u>	<u>218,598</u>	<u>271,862</u>	<u>271,862</u>	<u>240,765</u>	<u>256,041</u>
Totals	<u>422,716</u>	<u>486,687</u>	<u>541,914</u>	<u>683,988</u>	<u>753,727</u>	<u>519,770</u>	<u>805,622</u>	<u>354,134</u>	<u>391,750</u>	<u>369,993</u>	<u>316,326</u>	<u>366,020</u>
<u>Contributions</u>												
Current Tax - Village	136,971	5,531	21,606	105,690	74,307	105,913	107,144	14,242	5,818	8,763	2,297	56,358
Contributions - Current Year	15,503	15,008	15,429	15,057	14,917	14,283	14,506	12,899	12,252	12,649	12,600	12,699
	<u>152,474</u>	<u>20,539</u>	<u>37,035</u>	<u>120,747</u>	<u>89,224</u>	<u>120,195</u>	<u>121,649</u>	<u>27,142</u>	<u>18,070</u>	<u>21,412</u>	<u>14,896</u>	<u>69,057</u>
<u>Expenses</u>												
Benefits	20,188	20,188	20,188	20,188	20,188	20,188	20,188	30,915	33,720	34,223	34,223	34,223
Refunds/Transfers of Service	-	-	-	-	-	-	-	44,359	-	-	-	-
Administration	-	5,130	5,255	-	5,324	-	25,153	-	-	8,946	3,245	415
	<u>20,188</u>	<u>25,318</u>	<u>25,443</u>	<u>20,188</u>	<u>25,512</u>	<u>20,188</u>	<u>45,341</u>	<u>75,273</u>	<u>33,720</u>	<u>43,169</u>	<u>37,468</u>	<u>34,638</u>
Total Contributions less Expenses	<u>132,286</u>	<u>(4,779)</u>	<u>11,592</u>	<u>100,560</u>	<u>63,713</u>	<u>100,008</u>	<u>76,308</u>	<u>(48,132)</u>	<u>(15,649)</u>	<u>(21,757)</u>	<u>(22,572)</u>	<u>34,418</u>

See Accountants' Compilation Report

Barrington Hills Police Pension Fund Cash Analysis Summary

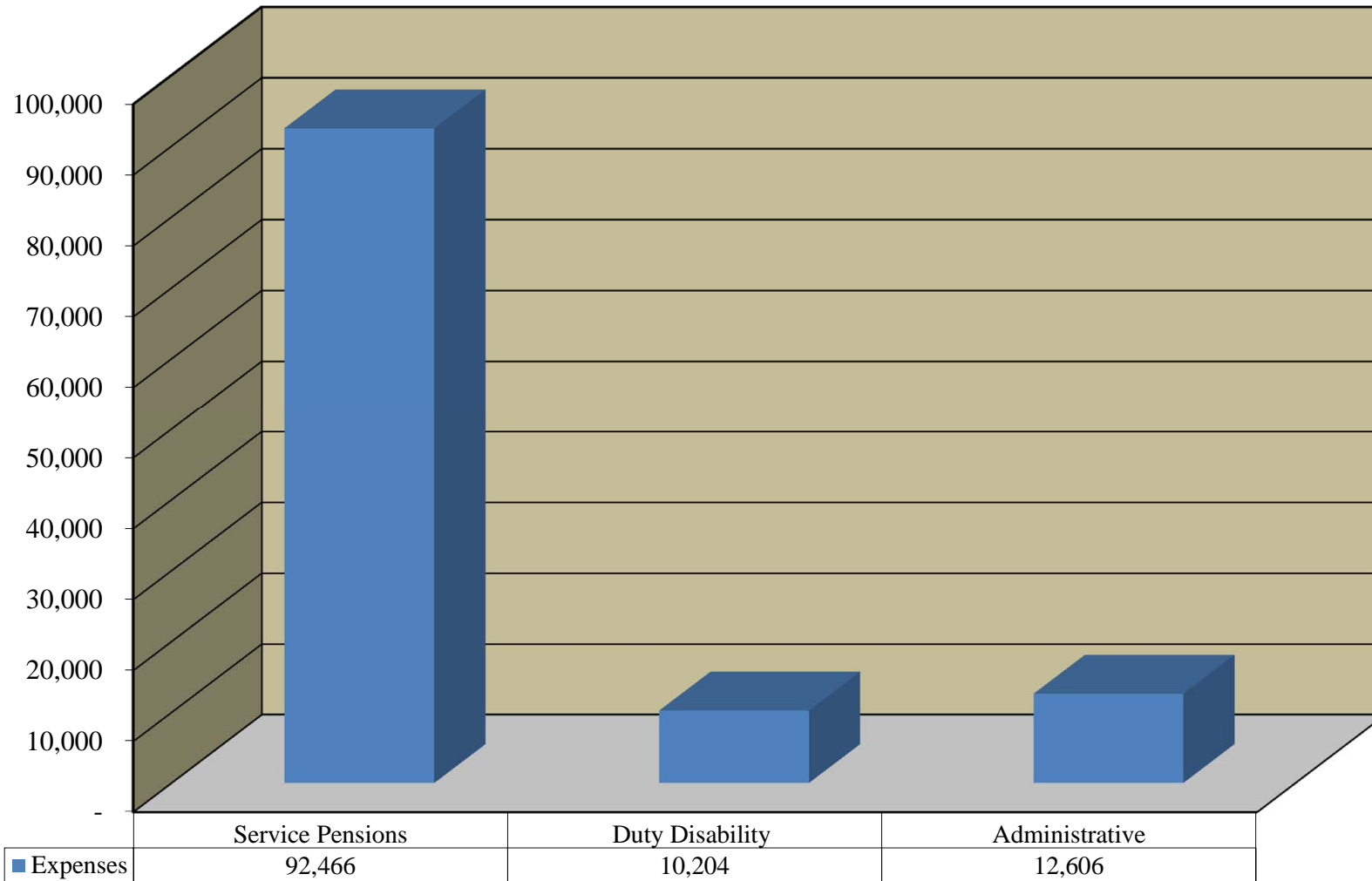


Barrington Hills Police Pension Fund

Revenue Report as of March 31, 2015

	<u>Received this Month</u>	<u>Received this Year</u>
<u>Revenues</u>		
<u>Municipal and Member Contributions</u>		
<u>Municipal Contributions</u>		
41-210-00 - Current Tax - Village	56,357.90	67,417.54
	<u>56,357.90</u>	<u>67,417.54</u>
<u>Member Contributions</u>		
41-410-00 - Contributions - Current Year	12,698.64	37,947.39
	<u>12,698.64</u>	<u>37,947.39</u>
Total Municipal and Member Contributions	<u>69,056.54</u>	<u>105,364.93</u>
<u>Investment Income</u>		
<u>Interest and Dividends</u>		
43-103-01 - CK - Illinois Funds #1-516-0000-5798	0.77	2.62
43-252-01 - Fixed Income - Schwab #7469-8825	13,359.38	19,593.76
43-550-03 - Equity - Schwab #1225-7340	1,916.33	1,916.33
	<u>15,276.48</u>	<u>21,512.71</u>
<u>Gains and Losses</u>		
44-252-01 - GL - Fixed Income - Schwab #7469-8825	9,951.02	29,447.90
44-550-03 - GL - Equity - Schwab #1225-7340	(36,399.31)	85,585.41
	<u>(26,448.29)</u>	<u>115,033.31</u>
<u>Other Income</u>		
45-200-00 - Accrued Interest	(6,113.74)	2,143.12
49-000-01 - Other Income	0.00	0.00
	<u>(6,113.74)</u>	<u>2,143.12</u>
Total Investment Income	<u>(17,285.55)</u>	<u>138,689.14</u>
Total Revenues	<u>51,770.99</u>	<u>244,054.07</u>

Barrington Hills Police Pension Fund Expenses



Barrington Hills Police Pension Fund

Expense Report as of March 31, 2015

	<u>Expended this Month</u>	<u>Expended this Year</u>
<u>Expenses</u>		
<u>Pensions and Benefits</u>		
51-020-00 - Service Pensions	30,821.90	92,465.70
51-030-00 - Non-Duty Disability Pensions	0.00	0.00
51-040-00 - Duty Disability Pensions	3,401.34	10,204.02
51-050-00 - Occupational Disease Pensions	0.00	0.00
51-060-00 - Surviving Spouse Pensions	0.00	0.00
51-070-00 - Children's Pensions	0.00	0.00
51-080-00 - Parent's Pensions	0.00	0.00
51-090-00 - Handicapped Annuitant Pensions	0.00	0.00
51-100-00 - Refund of Contributions	0.00	0.00
51-110-00 - Transfers to Other Pensions	0.00	0.00
	<u>34,223.24</u>	<u>102,669.72</u>
 <u>Administrative</u>		
<u>Professional Services</u>		
52-170-03 - Accounting & Bookkeeping Services	415.00	2,760.00
52-170-04 - Medical Services	0.00	600.00
52-170-05 - Legal Services	0.00	3,266.34
	<u>415.00</u>	<u>6,626.34</u>
 <u>Investment</u>		
52-190-01 - Investment Manager/Advisor Fees	0.00	5,679.59
	<u>0.00</u>	<u>5,679.59</u>
 <u>Other Expense</u>		
52-290-25 - Conference/Seminar Fees	0.00	300.00
	<u>0.00</u>	<u>300.00</u>
 Total Administrative	 <u>415.00</u>	 <u>12,605.93</u>
 Total Expenses	 <u>34,638.24</u>	 <u>115,275.65</u>

See Accountants' Compilation Report

Barrington Hills Police Pension Fund
Member Contribution Report
As of Month Ended March 31, 2015

Name	Thru Prior Fiscal Year	Current Fiscal Year	Service Purchase	Refunds	Total Contributions
Baird, Brian D.	\$ 86,609.27	2,174.28	0.00	0.00	88,783.55
Borck, Todd M.	100,881.66	2,535.90	0.00	0.00	103,417.56
Caputo, Dominic V.	119,350.27	2,174.28	0.00	0.00	121,524.55
Colditz, Joseph S.	114,731.91	2,799.60	0.00	0.00	117,531.51
Currie, Jason D.	37,763.63	2,223.83	0.00	0.00	39,987.46
Deutschle, Gary	66,547.92	2,025.56	0.00	0.00	68,573.48
Hensler, Jeremy J.	71,299.88	2,174.28	0.00	0.00	73,474.16
Johnson, Mark E.	55,945.60	2,174.28	0.00	0.00	58,119.88
Kann, David M.	101,451.59	2,535.90	0.00	0.00	103,987.49
McKinney, Patrick J.	71,537.01	2,174.28	0.00	0.00	73,711.29
Parada, Sabas	63,362.32	2,174.28	0.00	0.00	65,536.60
Riedel, Ronald W.	108,626.82	2,659.78	0.00	0.00	111,286.60
Ruffin, Ronald L.	69,522.87	2,174.28	0.00	0.00	71,697.15
Semelsberger, Richard W.	136,950.08	2,973.00	0.00	0.00	139,923.08
Stokes, Erik E.	99,368.20	2,174.28	0.00	0.00	101,542.48
Underwood, Curt A.	117,021.59	2,799.58	0.00	0.00	119,821.17
Total	1,420,970.62	37,947.39	0.00	0.00	1,458,918.01

Batches 13932

Barrington Hills Police Pension Fund

Multiple Batch Report

Check Date 3/31/2015

SSN	Family ID	Employee Name Alt Payee Name	ACH	Check #	Net Amount	Member Gross	Federal Tax
<u>Duty Disability</u>							
***-**-1358	100511	Fernandez, Alexander	<input checked="" type="checkbox"/>	0	\$3,401.34	\$3,401.34	\$0.00
		***-**-1358 Subtotal:			\$3,401.34	\$3,401.34	\$0.00
		Duty Disability Subtotal:			\$3,401.34	\$3,401.34	\$0.00
<u>Service</u>							
***-**-1074	100513	Gallagher, Michael B.	<input checked="" type="checkbox"/>	0	\$4,646.78	\$5,602.83	\$956.05
		***-**-1074 Subtotal:			\$4,646.78	\$5,602.83	\$956.05
***-**-2873	103734	Hammelmann, Gary A.	<input checked="" type="checkbox"/>	0	\$4,952.94	\$5,610.08	\$657.14
		***-**-2873 Subtotal:			\$4,952.94	\$5,610.08	\$657.14
***-**-1667	103733	Murphy, Michael N.	<input checked="" type="checkbox"/>	0	\$6,821.46	\$7,921.67	\$1,100.21
		***-**-1667 Subtotal:			\$6,821.46	\$7,921.67	\$1,100.21
***-**-6816	100512	Prinner, Terry L.	<input checked="" type="checkbox"/>	0	\$4,655.12	\$5,200.88	\$545.76
		***-**-6816 Subtotal:			\$4,655.12	\$5,200.88	\$545.76
***-**-0193	100510	Schuld, Alfred W.	<input checked="" type="checkbox"/>	0	\$5,597.85	\$6,486.44	\$888.59
		***-**-0193 Subtotal:			\$5,597.85	\$6,486.44	\$888.59

Batches 13932

Barrington Hills Police Pension Fund

Multiple Batch Report

Check Date 3/31/2015

SSN	Family ID	Employee Name Alt Payee Name	ACH	Check #	Net Amount	Member Gross	Federal Tax
Service Subtotal:					\$26,674.15	\$30,821.90	\$4,147.75

Totals

ACH Flag	Payments	Net Payment Total	Gross	Federal Tax
Yes	6	\$30,075.49	\$34,223.24	\$4,147.75
No	0	\$0.00	\$0.00	\$0.00
Grand Total	6	\$30,075.49	\$34,223.24	\$4,147.75

Barrington Hills Police Pension Fund

Vendor Checks Report

01/01/15-03/31/15

Vendor Name	Chk. No.	Check Date	Amount	
ROBBINS SCHWARTZ NICHOLAS LIFTON	30029	01/29/15	3,266.34	Electronic
WALL & ASSOCIATES	30030	01/29/15	5,679.59	Electronic
		Subtotal	<u>8,945.93</u>	
LAUTERBACH & AMEN, LLP	30031	02/02/15	1,750.00	Electronic
NIU	1061	02/02/15	300.00	
		Subtotal	<u>2,050.00</u>	
KEVIN TU	30033	02/23/15	600.00	
LAUTERBACH & AMEN, LLP	30032	02/25/15	595.00	Electronic
LAUTERBACH & AMEN, LLP	30034	03/30/15	415.00	Electronic
		TOTAL	<u>12,605.93</u>	

Barrington Hills Police Pension Fund: Account Aggregate

Performance History by Account

Date Range
12/31/2008 - 3/31/2015

Account Number

Report Currency
USD

Portfolio Summary

Final Market Value:

Total Investment:

Average Annualized Return %

Cumulative Return %

Period Time	Portfolio monthly return%	Cumulative monthly return%
12/2008	0.11	0.11
01/2009	-0.12	-0.01
02/2009	0.10	0.09
03/2009	0.76	0.85
04/2009	0.29	1.14
05/2009	0.64	1.78
06/2009	0.00	1.78
07/2009	1.30	3.10
08/2009	1.01	4.14
09/2009	1.32	5.52
10/2009	0.04	5.56
11/2009	1.33	6.97
12/2009	-0.50	6.43
01/2010	0.37	6.82
02/2010	0.50	7.36
03/2010	0.58	7.99
04/2010	0.86	8.92
05/2010	-1.05	7.77
06/2010	-0.35	7.40
07/2010	1.95	9.49
08/2010	-0.59	8.85
09/2010	2.01	11.04
10/2010	1.23	12.40
11/2010	-0.42	11.92
12/2010	0.92	12.95

Barrington Hills Police Pension Fund: Account Aggregate

Performance History by Account

Date Range
12/31/2008 - 3/31/2015

Account Number

Report Currency
USD

Period Time	Portfolio monthly return%	Cumulative monthly return%
01/2011	0.44	13.45
02/2011	0.72	14.27
03/2011	0.04	14.31
04/2011	1.94	16.52
05/2011	-0.11	16.39
06/2011	-0.50	15.81
07/2011	-0.21	15.57
08/2011	-1.82	13.35
09/2011	-3.52	9.36
10/2011	3.22	12.88
11/2011	-0.49	12.32
12/2011	-0.09	12.22
01/2012	2.72	15.27
02/2012	1.02	16.44
03/2012	0.55	17.08
04/2012	0.20	17.31
05/2012	-1.72	15.29
06/2012	1.36	16.85
07/2012	0.76	17.75
08/2012	0.85	18.75
09/2012	0.86	19.77
10/2012	-0.27	19.45
11/2012	0.29	19.79
12/2012	0.52	20.42
01/2013	1.30	21.98
02/2013	0.55	22.65
03/2013	1.25	24.19
04/2013	0.95	25.36
05/2013	-0.62	24.58
06/2013	-1.25	23.03
07/2013	1.73	25.16
08/2013	-1.24	23.60
09/2013	1.98	26.06
10/2013	1.47	27.91
11/2013	0.76	28.89

Barrington Hills Police Pension Fund: Account Aggregate

Performance History by Account

Date Range
12/31/2008 - 3/31/2015

Account Number

Report Currency
USD

Period Time	Portfolio monthly return%	Cumulative monthly return%
12/2013	0.16	29.10
01/2014	-0.39	28.60
02/2014	1.83	30.95
03/2014	-0.18	30.74
04/2014	0.30	31.14
05/2014	1.10	32.58
06/2014	0.77	33.60
07/2014	-0.85	32.46
08/2014	1.67	34.67
09/2014	-1.23	33.01
10/2014	1.31	34.75
11/2014	1.28	36.48
12/2014	-0.30	36.08
01/2015	0.03	36.11
02/2015	1.89	38.68
03/2015	-0.21	38.39
Annualized Return %		5.34