

Agenda Item 2.2

-Pension Report 2.2

-Investment Report 2.2a

Barrington Hills Police Pension Fund

Monthly Financial Report

For the Month Ended
July 31, 2015

Prepared by:

Lauterbach & Amen, LLP

Barrington Hills Police Pension Fund

Table of Contents

	Starting on Page
Accountant's Compilation Report.....	1-1
Financial Statements	
Statement of Net Position - Modified Cash Basis.....	2-1
Statement of Changes in Net Position - Modified Cash Basis.....	2-2
Other Supplementary Information	
Cash and Investments - Pie Chart.....	3-1
Cash Analysis Report.....	4-1
Cash Analysis Report - Graph.....	5-1
Revenue Report.....	6-1
Expenses - Bar Chart.....	7-1
Expense Report.....	8-1
Member Contribution Report.....	9-1
Payroll Journal.....	10-1
Quarterly Vendor Check Report.....	11-1

Accountant's Compilation Report



August 17, 2015

Members of the Pension Board of Trustees
Barrington Hills Police Pension Fund
Barrington Hills, IL 60010-5102

We have compiled the accompanying modified cash basis statement of net position of the Barrington Hills Police Pension Fund as of July 31, 2015 and the related modified cash basis statement of changes in net position for the seven months then ended, and the accompanying other supplementary information as referred to in the table of contents. We have not audited or reviewed the accompanying financial statements and other supplementary information and, accordingly, do not express an opinion or provide any assurance about whether the financial statements and other supplementary information are in accordance with the modified cash basis of accounting.

Management is responsible for the preparation and fair presentation of the financial statements and other supplementary information in accordance with the modified cash basis of accounting and for designing, implementing, and maintaining internal controls relevant to the preparation and fair presentation of the financial statements and other supplementary information.

Our responsibility is to conduct the compilation in accordance with Statements for Standards and Review Services issued by the American Institute of Certified Public Accountants. The objective of a compilation is to assist the management in presenting financial information in the form of financial statements and other supplementary information without undertaking to obtain or provide any assurance that there are no material modifications that should be made to the financial statements and other supplementary information.

Management has elected to omit substantially all of the disclosures, Management Discussion and Analysis (MD&A), and Required Supplementary Information (RSI) required by the modified cash basis of accounting. If the omitted disclosures were included in the financial statements and other supplementary information, they might influence the user's conclusions about the Pension Fund's assets, liabilities, fund balance, revenues and expenses. Accordingly, these financial statements and other supplementary information are not designed for those who are not informed about such matters.

We are not independent with respect to the Barrington Hills Police Pension Fund.

Cordially,

Lauterbach & Amen, LLP

Financial Statements

Barrington Hills Police Pension Fund
Statement of Net Position - Modified Cash Basis
As of July 31, 2015

Assets

Cash and Cash Equivalents	\$ 256,571.88
Investments, at Fair Value	
Money Market Mutual Funds	120,513.27
Fixed Income	4,292,547.64
Mutual Funds	3,697,350.06
Total Cash and Investments	<u>8,366,982.85</u>
Accrued Interest	18,859.45
Due from Municipality	18,959.51
Prepays	<u>2,960.75</u>
Total Assets	<u>8,407,762.56</u>

Liabilities

Expenses Due/Unpaid	<u>10,295.93</u>
Total Liabilities	<u>10,295.93</u>

Net Position Held in Trust for Pension Benefits	<u><u>8,397,466.63</u></u>
--	----------------------------

Barrington Hills Police Pension Fund
Statement of Changes in Net Position - Modified Cash Basis
For the Seven Months Ended July 31, 2015

Additions

Contributions - Employer	\$ 375,146.14
Contributions - Employee	90,509.72
Total Contributions	<u>465,655.86</u>
Investment Income	
Interest and Dividends Earned	66,071.53
Net Change in Fair Value	134,040.62
Total Investment Income	<u>200,112.15</u>
Less: Investment Expense	<u>(17,603.79)</u>
Net Investment Income	<u>182,508.36</u>
Total Additions	<u>648,164.22</u>

Deductions

Administration	21,822.97
Benefits and Refunds	
Benefits	239,562.68
Refunds	<u>0.00</u>
Total Deductions	<u>261,385.65</u>

Change in Position

386,778.57

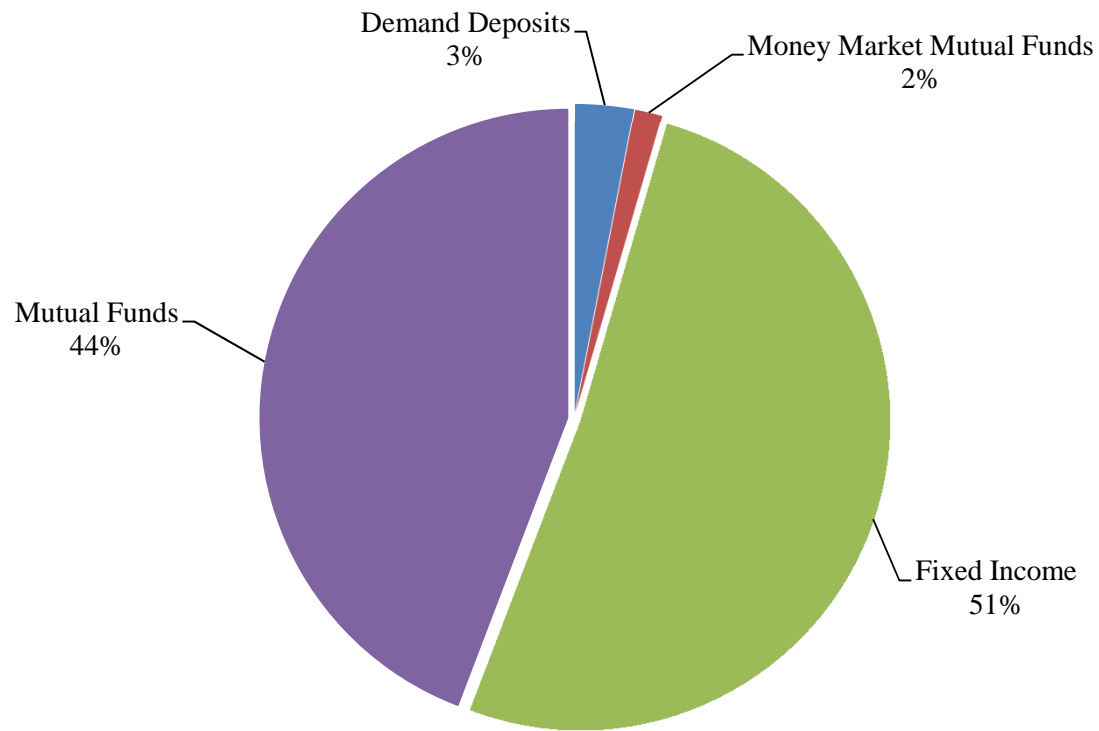
Net Position Held in Trust for Pension Benefits

Beginning of Year	<u>8,010,688.06</u>
End of Period	<u><u>8,397,466.63</u></u>

See Accountants' Compilation Report

Other Supplementary Information

Barrington Hills Police Pension Fund Cash and Investments

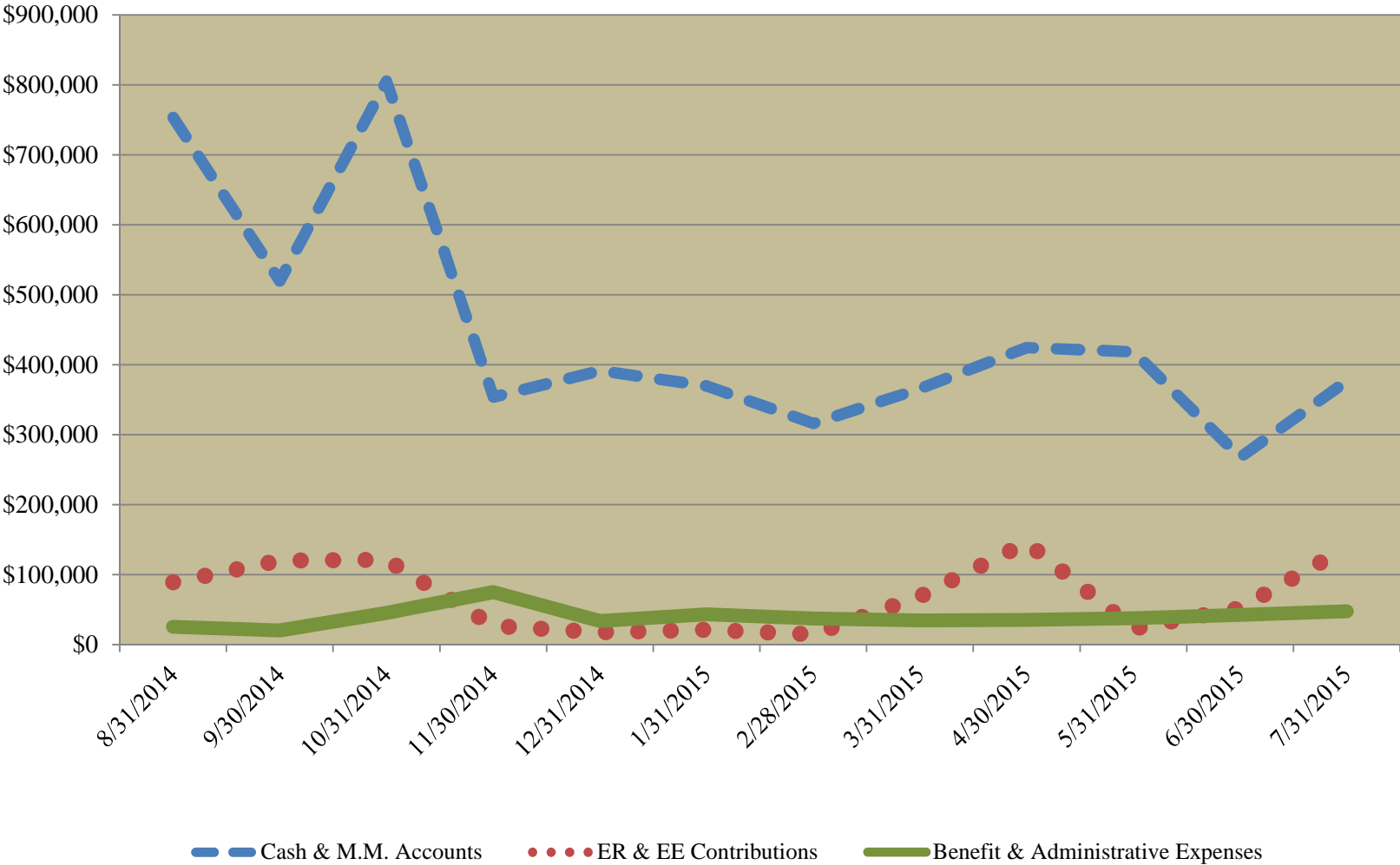


**Barrington Hills Police Pension Fund
Cash Analysis Report
For the Twelve Periods Ending July 31, 2015**

	8/31/14	9/30/14	10/31/14	11/30/14	12/31/14	1/31/15	2/28/15	3/31/15	4/30/15	5/31/15	6/30/15	7/31/15
<u>Financial Institutions</u>	<u>Balance</u>	<u>Balance</u>	<u>Balance</u>	<u>Balance</u>	<u>Balance</u>	<u>Balance</u>	<u>Balance</u>	<u>Balance</u>	<u>Balance</u>	<u>Balance</u>	<u>Balance</u>	<u>Balance</u>
CK - Harris Bank #321-494-7	4,676	17,000	10,000	10,000	10,000	11,750	8,805	9,585	8,845	8,568	9,585	9,727
CK - Illinois Funds #151600005	220,950	213,214	189,381	104,983	103,862	80,032	58,159	37,886	72,405	180,496	110,663	240,341
CK - Illinois Funds Reconciling Items	81,721	7,141	114,285	20,553	6,025	6,349	8,597	62,509	139,332	16,777	45,010	6,504
	<u>307,346</u>	<u>237,355</u>	<u>313,666</u>	<u>135,536</u>	<u>119,888</u>	<u>98,131</u>	<u>75,560</u>	<u>109,980</u>	<u>220,581</u>	<u>205,842</u>	<u>165,258</u>	<u>256,572</u>
MM - Charles Schwab #7469-8825	382,999	197,608	407,149	138,206	152,124	152,124	158,358	171,718	172,843	181,680	70,260	70,260
MM - Charles Schwab #1225-7340	63,382	84,806	84,806	80,392	119,738	119,738	82,407	84,323	31,283	31,283	32,516	50,253
	<u>446,381</u>	<u>282,415</u>	<u>491,956</u>	<u>218,598</u>	<u>271,862</u>	<u>271,862</u>	<u>240,765</u>	<u>256,041</u>	<u>204,125</u>	<u>212,963</u>	<u>102,776</u>	<u>120,513</u>
Totals	<u>753,727</u>	<u>519,770</u>	<u>805,622</u>	<u>354,134</u>	<u>391,750</u>	<u>369,993</u>	<u>316,326</u>	<u>366,020</u>	<u>424,707</u>	<u>418,805</u>	<u>268,034</u>	<u>377,085</u>
<u>Contributions</u>												
Current Tax - Village	74,307	105,913	107,144	14,242	5,818	8,763	2,297	56,358	132,734	10,558	38,144	126,292
Contributions - Current Year	14,917	14,283	14,506	12,899	12,252	12,649	12,600	12,699	13,244	12,519	13,891	12,909
	<u>89,224</u>	<u>120,195</u>	<u>121,649</u>	<u>27,142</u>	<u>18,070</u>	<u>21,412</u>	<u>14,896</u>	<u>69,057</u>	<u>145,978</u>	<u>23,077</u>	<u>52,035</u>	<u>139,201</u>
<u>Expenses</u>												
Benefits	20,188	20,188	20,188	30,915	33,720	34,223	34,223	34,223	34,223	34,223	34,223	34,223
Refunds/Transfers of Service	-	-	-	44,359	-	-	-	-	-	-	-	-
Administration	5,324	-	25,153	-	-	8,946	3,245	415	1,155	3,597	8,399	13,671
	<u>25,512</u>	<u>20,188</u>	<u>45,341</u>	<u>75,273</u>	<u>33,720</u>	<u>43,169</u>	<u>37,468</u>	<u>34,638</u>	<u>35,378</u>	<u>37,820</u>	<u>42,622</u>	<u>47,894</u>
Total Contributions less Expenses	<u>63,713</u>	<u>100,008</u>	<u>76,308</u>	<u>(48,132)</u>	<u>(15,649)</u>	<u>(21,757)</u>	<u>(22,572)</u>	<u>34,418</u>	<u>110,600</u>	<u>(14,743)</u>	<u>9,413</u>	<u>91,308</u>

See Accountants' Compilation Report

Barrington Hills Police Pension Fund Cash Analysis Summary



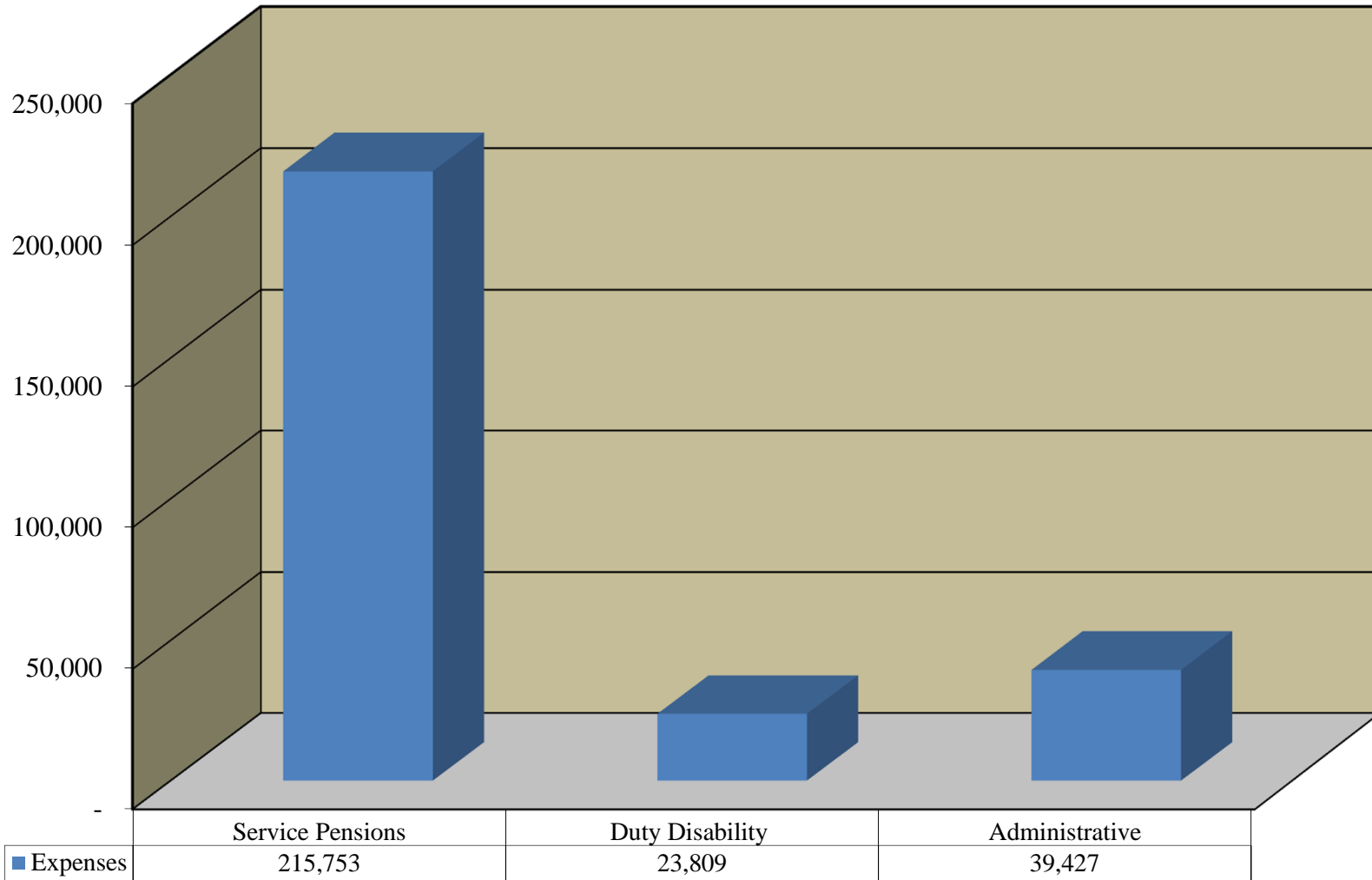
Barrington Hills Police Pension Fund

Revenue Report as of July 31, 2015

	<u>Received this Month</u>	<u>Received this Year</u>
<u>Revenues</u>		
<u>Municipal and Member Contributions</u>		
<u>Municipal Contributions</u>		
41-210-00 - Current Tax - Village	126,292.30	375,146.14
	<u>126,292.30</u>	<u>375,146.14</u>
<u>Member Contributions</u>		
41-410-00 - Contributions - Current Year	12,909.16	90,509.72
	<u>12,909.16</u>	<u>90,509.72</u>
Total Municipal and Member Contributions	<u>139,201.46</u>	<u>465,655.86</u>
<u>Investment Income</u>		
<u>Interest and Dividends</u>		
43-103-01 - CK - Illinois Funds #1-516-0000-5798	6.13	17.82
43-252-01 - Fixed Income - Schwab #7469-8825	0.00	43,473.76
43-550-03 - Equity - Schwab #1225-7340	17,737.04	20,886.62
	<u>17,743.17</u>	<u>64,378.20</u>
<u>Gains and Losses</u>		
44-252-01 - GL - Fixed Income - Schwab #7469-8825	11,195.42	(95.23)
44-550-03 - GL - Equity - Schwab #1225-7340	64,686.85	134,135.85
	<u>75,882.27</u>	<u>134,040.62</u>
<u>Other Income</u>		
45-200-00 - Accrued Interest	6,197.80	1,693.33
49-000-01 - Other Income	0.00	0.00
	<u>6,197.80</u>	<u>1,693.33</u>
Total Investment Income	<u>99,823.24</u>	<u>200,112.15</u>
Total Revenues	<u><u>239,024.70</u></u>	<u><u>665,768.01</u></u>

See Accountants' Compilation Report

Barrington Hills Police Pension Fund Expenses



Barrington Hills Police Pension Fund

Expense Report as of July 31, 2015

	<u>Expended this Month</u>	<u>Expended this Year</u>
<u>Expenses</u>		
<u>Pensions and Benefits</u>		
51-020-00 - Service Pensions	30,821.90	215,753.30
51-030-00 - Non-Duty Disability Pensions	0.00	0.00
51-040-00 - Duty Disability Pensions	3,401.34	23,809.38
51-050-00 - Occupational Disease Pensions	0.00	0.00
51-060-00 - Surviving Spouse Pensions	0.00	0.00
51-070-00 - Children's Pensions	0.00	0.00
51-080-00 - Parent's Pensions	0.00	0.00
51-090-00 - Handicapped Annuitant Pensions	0.00	0.00
51-100-00 - Refund of Contributions	0.00	0.00
51-110-00 - Transfers to Other Pensions	0.00	0.00
	<u>34,223.24</u>	<u>239,562.68</u>
 <u>Administrative</u>		
<u>Professional Services</u>		
52-170-01 - Actuarial Services	1,750.00	3,500.00
52-170-03 - Accounting & Bookkeeping Services	1,565.00	6,010.00
52-170-04 - Medical Services	600.00	1,200.00
52-170-05 - Legal Services	2,142.35	7,781.29
	<u>6,057.35</u>	<u>18,491.29</u>
 <u>Investment</u>		
52-190-01 - Investment Manager/Advisor Fees	6,013.22	17,603.79
	<u>6,013.22</u>	<u>17,603.79</u>
 <u>Other Expense</u>		
52-290-25 - Conference/Seminar Fees	1,600.00	1,900.00
52-290-34 - IDOI Filing Fee Expense	0.00	1,431.68
	<u>1,600.00</u>	<u>3,331.68</u>
 Total Administrative	 <u>13,670.57</u>	 <u>39,426.76</u>
 Total Expenses	 <u>47,893.81</u>	 <u>278,989.44</u>

See Accountants' Compilation Report

Barrington Hills Police Pension Fund
Member Contribution Report
As of Month Ended July 31, 2015

Name	Thru Prior Fiscal Year	Current Fiscal Year	Service Purchase	Refunds	Total Contributions
Baird, Brian D.	\$ 86,609.27	5,174.80	0.00	0.00	91,784.07
Borck, Todd M.	100,881.66	6,062.80	0.00	0.00	106,944.46
Caputo, Dominic V.	119,350.27	5,373.00	0.00	0.00	124,723.27
Colditz, Joseph S.	114,731.91	6,532.40	0.00	0.00	121,264.31
Currie, Jason D.	37,763.63	5,224.35	0.00	0.00	42,987.98
Deutschle, Gary	66,547.92	4,945.32	0.00	0.00	71,493.24
Hensler, Jeremy J.	71,299.88	5,273.90	0.00	0.00	76,573.78
Johnson, Mark E.	55,945.60	5,224.35	0.00	0.00	61,169.95
Kann, David M.	101,451.59	6,062.80	0.00	0.00	107,514.39
McKinney, Patrick J.	71,537.01	5,273.90	0.00	0.00	76,810.91
Parada, Sabas	63,362.32	5,224.35	0.00	0.00	68,586.67
Riedel, Ronald W.	108,626.82	6,062.80	0.00	0.00	114,689.62
Ruffin, Ronald L.	69,522.87	5,273.90	0.00	0.00	74,796.77
Semelsberger, Richard W.	136,950.08	7,135.20	0.00	0.00	144,085.28
Stokes, Erik E.	99,368.20	5,298.67	0.00	0.00	104,666.87
Underwood, Curt A.	117,021.59	6,367.18	0.00	0.00	123,388.77
Total	1,420,970.62	90,509.72	0.00	0.00	1,511,480.34

Batches 16003

Barrington Hills Police Pension Fund

Multiple Batch Report

Check Date 7/31/2015 1

SSN	Family ID	Employee Name Alt Payee Name	ACH	Check #	Net Amount	Member Gross	Federal Tax
<u>Duty Disability</u>							
***-**-1358	100511	Fernandez, Alexander	<input checked="" type="checkbox"/>	0	\$3,401.34	\$3,401.34	\$0.00
				***-**-1358 Subtotal:	\$3,401.34	\$3,401.34	\$0.00
				Duty Disability Subtotal:	\$3,401.34	\$3,401.34	\$0.00
<u>Service</u>							
***-**-1074	100513	Gallagher, Michael B.	<input checked="" type="checkbox"/>	0	\$4,646.78	\$5,602.83	\$956.05
				***-**-1074 Subtotal:	\$4,646.78	\$5,602.83	\$956.05
***-**-2873	103734	Hammelmann, Gary A.	<input checked="" type="checkbox"/>	0	\$4,952.94	\$5,610.08	\$657.14
				***-**-2873 Subtotal:	\$4,952.94	\$5,610.08	\$657.14
***-**-1667	103733	Murphy, Michael N.	<input checked="" type="checkbox"/>	0	\$6,821.46	\$7,921.67	\$1,100.21
				***-**-1667 Subtotal:	\$6,821.46	\$7,921.67	\$1,100.21
***-**-6816	100512	Prinner, Terry L.	<input checked="" type="checkbox"/>	0	\$4,655.12	\$5,200.88	\$545.76
				***-**-6816 Subtotal:	\$4,655.12	\$5,200.88	\$545.76
***-**-0193	100510	Schuld, Alfred W.	<input checked="" type="checkbox"/>	0	\$5,597.85	\$6,486.44	\$888.59
				***-**-0193 Subtotal:	\$5,597.85	\$6,486.44	\$888.59

Batches 16003

Barrington Hills Police Pension Fund

Multiple Batch Report

Check Date 7/31/2015 1

SSN	Family ID	Employee Name Alt Payee Name	ACH	Check #	Net Amount	Member Gross	Federal Tax
Service Subtotal:					\$26,674.15	\$30,821.90	\$4,147.75

Totals

ACH Flag	Payments	Net Payment Total	Gross	Federal Tax
Yes	6	\$30,075.49	\$34,223.24	\$4,147.75
No	0	\$0.00	\$0.00	\$0.00
Grand Total	6	\$30,075.49	\$34,223.24	\$4,147.75

Barrington Hills Police Pension Fund

Vendor Checks Report

Vendor Name	Chk. No.	Check Date	Amount	
LAUTERBACH & AMEN, LLP	30037	05/18/15	2,165.00	Electronic
Account No.	Description	Amount		
52-170-01	INV#10451 FYE14 ACTUARIAL	1,750.00		
52-170-03	INV#10543 04/15 ACCTG SVC	370.00		
52-170-03	INV#10543 04/15 PAYROLL	45.00		
	Subtotal		<u>2,165.00</u>	
ILLINOIS STATE TREASURER	30038	05/22/15	1,431.68	
Account No.	Description	Amount		
52-290-34	FY16 DOI CMPL F76286	1,431.68		
	Subtotal		<u>1,431.68</u>	
WALL & ASSOCIATES	30039	06/04/15	5,910.98	Electronic
Account No.	Description	Amount		
52-190-01	MGMT FEES 1Q15	5,910.98		
	Subtotal		<u>5,910.98</u>	
ROBBINS SCHWARTZ NICHOLAS LIFTON	30040	06/12/15	2,072.60	Electronic
Account No.	Description	Amount		
52-170-05	INV#261011 LEGAL SVCS	0.00		
52-170-05	BOARD GOVERNANCE	600.00		
52-170-05	BOARD GOVERNANCE PAST BAL	1,472.60		
	Subtotal		<u>2,072.60</u>	
LAUTERBACH & AMEN, LLP	30041	06/22/15	415.00	Electronic
Account No.	Description	Amount		
52-170-03	INV#10890 05/15 ACCTG SVC	370.00		
52-170-03	INV#10890 05/15 PAYROLL	45.00		
	Subtotal		<u>415.00</u>	
CHRIS KRZYSKO*	30042	07/20/15	850.00	
Account No.	Description	Amount		
52-290-25	REIMB IPPAC TRAINING	850.00		
	Subtotal		<u>850.00</u>	
LAUTERBACH & AMEN, LLP	30043	07/29/15	3,315.00	Electronic
Account No.	Description	Amount		
52-170-01	INV#10787 FYE14 ACTUARIAL	0.00		
52-170-01	INV#10787 GASB 67/68	1,750.00		
52-170-03	INV#11349 06/15 ACCTG SVC	370.00		
52-170-03	INV#11349 06/15 PAYROLL	45.00		
52-170-03	INV#11212 FYE14 IDOI REPT	1,150.00		
	Subtotal		<u>3,315.00</u>	
KEVIN TU	30044	07/30/15	600.00	
Account No.	Description	Amount		
52-170-04	IME 5.21.15 FERNANDEZ,A	600.00		

Barrington Hills Police Pension Fund

Vendor Checks Report

05/01/15-07/31/15

Page 2

Vendor Name	Chk. No.	Check Date	Amount	
		Subtotal	<u>600.00</u>	
IPPPFA	30045	07/31/15	750.00	Electronic
Account No.	Description	Amount		
52-290-25	2015 CTP 15-2 REG PANOS,G	750.00		
ROBBINS SCHWARTZ NICHOLAS LIFTON	30046	07/31/15	2,142.35	Electronic
Account No.	Description	Amount		
52-170-05	INV#262438 LEGAL SVCS	0.00		
52-170-05	BOARD GOVERNANCE	300.00		
52-170-05	BOARD GOVERNANCE PAST DUE	1,492.35		
52-170-05	DEUTSCHLE DISAB	0.00		
52-170-05	DEUTSCHLE DISAB PAST DUE	350.00		
WALL & ASSOCIATES	30047	07/31/15	6,013.22	Electronic
Account No.	Description	Amount		
52-190-01	MGMT FEES 2Q15	6,013.22		
		Subtotal	<u>8,905.57</u>	
		TOTAL	<u><u>25,665.83</u></u>	

Performance Summary

Net of Fees

Date Range	Client Name	Account Name	Account Number	Currency
7/1/2015 - 7/31/2015	Barrington Hills Police Pension Fund	Account Aggregate		USD

Portfolio Summary

Beginning Market Value	8,145,191.90
Beginning Accrued Interest	12,402.09
Additions	183,720.45
Withdrawals	-48,035.81
Period Realized Gains/Losses ³	0.00
Period Unrealized Gains/Losses ²	75,882.27
Interest Income	6.13
Dividend Income	0.00
Management Fees	-6,013.22
Ending Market Value	8,350,751.71
Ending Accrued Interest	18,783.69
Total Gain after Management Fees	76,256.77
Time Weighted Return %	0.99
Average Annualized Return %	-

Total Portfolio	1 Mo	3 Mo	YTD	1 Yr	3 Yr	5 Yr	Since Inception 12/31/2008
Time Weighted Return % ¹	0.99	0.25	2.47	5.26	5.80	4.87	5.05

1. Returns are annualized for periods greater than 1 year.

2. Period Unrealized Gains/Losses--Unrealized Gains/Losses of all securities held in account(s) based on market values at the end of the day before the first date of the report. For purchases made during the report period, the unrealized gain/loss is based on cost basis of those purchases.

3. Period Realized Gains/Losses--Realized Gains/Losses generated by all closing positions during the report period based on market value at the end of the day before the first date of the report. For purchases made during the report period, the realized gain/loss is based on cost basis of those purchases.

Performance Summary

Gross of Fees

Date Range	Client Name	Account Name	Account Number	Currency
7/1/2015 - 7/31/2015	Barrington Hills Police Pension Fund	ETF Global Equity	12257340	USD

Portfolio Summary

Beginning Market Value	3,682,916.25
Beginning Accrued Interest	0.00
Additions	0.00
Withdrawals	0.00
Period Realized Gains/Losses ³	0.00
Period Unrealized Gains/Losses ²	64,686.85
Interest Income	0.00
Dividend Income	0.00
Management Fees	0.00
Ending Market Value	3,747,603.10
Ending Accrued Interest	0.00
Total Gain before Management Fees	64,686.85
Time Weighted Return %	1.76
Benchmark Return %	1.81
Average Annualized Return %	-
Annualized Benchmark Return %	-

Total Portfolio	1 Mo	3 Mo	YTD	1 Yr	3 Yr	5 Yr	Since Inception 1/31/2012
Time Weighted Return % ¹	1.76	0.86	4.32	9.32	16.12	-	14.57
65% R3K & 35% EAFE % ¹	1.81	0.41	5.09	7.19	16.07	-	14.60
+/- Benchmark %	-0.06	0.45	-0.77	2.13	0.05	-	-0.03
MSCI World Free NR USD % ¹	1.80	-0.23	4.47	4.92	14.47	-	13.01
+/- Benchmark %	-0.04	1.09	-0.16	4.40	1.65	-	1.55
80% R3K & 20% EAFE (net) % ¹	1.75	0.82	4.47	8.94	16.91	-	15.58
+/- Benchmark %	0.00	0.05	-0.16	0.38	-0.79	-	-1.01

1. Returns are annualized for periods greater than 1 year.

2. Period Unrealized Gains/Losses--Unrealized Gains/Losses of all securities held in account(s) based on market values at the end of the day before the first date of the report. For purchases made during the report period, the unrealized gain/loss is based on cost basis of those purchases.

3. Period Realized Gains/Losses--Realized Gains/Losses generated by all closing positions during the report period based on market value at the end of the day before the first date of the report. For purchases made during the report period, the realized gain/loss is based on cost basis of those purchases.

David Wall
Wall & Associates

Performance Summary

Gross of Fees

Date Range	Client Name	Account Name	Account Number	Currency
7/1/2015 - 7/31/2015	Barrington Hills Police Pension Fund	Fixed Income	74698825	USD

Portfolio Summary

Beginning Market Value	4,351,612.45
Beginning Accrued Interest	12,402.09
Additions	0.00
Withdrawals	0.00
Period Realized Gains/Losses ³	0.00
Period Unrealized Gains/Losses ²	11,195.42
Interest Income	0.00
Dividend Income	0.00
Management Fees	0.00
Ending Market Value	4,362,807.86
Ending Accrued Interest	18,783.69
Total Gain before Management Fees	17,577.01
Time Weighted Return %	0.40
Benchmark Return %	0.25
Average Annualized Return %	-
Annualized Benchmark Return %	-

Total Portfolio	1 Mo	3 Mo	YTD	1 Yr	3 Yr	5 Yr	Since Inception 12/31/2008
Time Weighted Return % ¹	0.40	-0.24	1.00	2.33	0.98	2.01	2.69
Barclays US Agency Interm TR USD % ¹	0.25	0.18	1.16	2.09	1.01	1.64	2.15
+/- Benchmark %	0.15	-0.43	-0.17	0.23	-0.04	0.37	0.53
Barclays US Govt Interm TR USD % ¹	0.40	0.06	1.22	2.46	0.84	1.99	2.19
+/- Benchmark %	0.00	-0.31	-0.23	-0.13	0.13	0.01	0.50
Barclays US Agg Interm TR USD % ¹	0.45	-0.21	1.10	2.70	1.58	2.77	3.95
+/- Benchmark %	-0.05	-0.04	-0.10	-0.37	-0.61	-0.76	-1.26

1. Returns are annualized for periods greater than 1 year.

2. Period Unrealized Gains/Losses--Unrealized Gains/Losses of all securities held in account(s) based on market values at the end of the day before the first date of the report. For purchases made during the report period, the unrealized gain/loss is based on cost basis of those purchases.

3. Period Realized Gains/Losses--Realized Gains/Losses generated by all closing positions during the report period based on market value at the end of the day before the first date of the report. For purchases made during the report period, the realized gain/loss is based on cost basis of those purchases.

Barrington Hills Police Pension Fund: Account Aggregate

Portfolio Current Value

by Security Type

					Date	Account Number	Report Currency	
					7/31/2015		USD	
Security Name	Symbol	Units	Unit Cost	Total Cost	Price	Market Value	Percent Asset	Current Yield
Cash		-	-	120,513.27	-	120,513.27	1.44	0.00
Sweep Account		120,513.270	1.00	120,513.27	1.00	120,513.27	1.44	-
Exchange-Traded Fund		-	-	3,371,680.89	-	3,697,350.06	44.18	1.75
iShares MSCI EAFE	EFA	14,071.000	62.38	877,698.54	64.78	911,519.38	10.89	2.61
iShares US Aerospace & Defense	ITA	341.000	109.26	37,259.07	118.04	40,251.64	0.48	1.06
iShares US Telecommunications	IYZ	1,902.000	30.18	57,394.38	29.06	55,272.12	0.66	2.44
iShares US Utilities	IDU	695.000	106.97	74,343.10	109.61	76,178.95	0.91	3.40
Vanguard Consumer Discretionary ETF	VCR	3,044.000	109.57	333,536.78	129.11	393,010.84	4.70	1.11
Vanguard Consumer Staples ETF	VDC	2,067.000	113.43	234,453.50	131.00	270,777.00	3.24	1.84
Vanguard Energy ETF	VDE	1,952.000	133.28	260,153.29	97.82	190,944.64	2.28	2.26
Vanguard Financials ETF	VFH	8,824.000	46.47	410,085.74	51.10	450,862.28	5.39	1.73
Vanguard Health Care ETF	VHT	3,248.000	109.82	356,701.75	143.98	467,647.04	5.59	0.89
Vanguard Industrials ETF	VIS	2,058.000	94.81	195,116.69	104.68	215,431.44	2.57	1.60
Vanguard Information Technology ETF	VGT	5,049.000	91.03	459,603.60	108.64	548,523.36	6.55	1.08
Vanguard Materials ETF	VAW	754.000	99.91	75,334.43	102.03	76,931.37	0.92	1.85
Fixed Income		-	-	4,334,868.78	-	4,311,331.32	51.51	1.73
3M CO 2% DUE 06/26/22	88579YAF8	200,000.000	97.03	194,054.60	97.24	194,481.00	2.33	2.06
Accrued Interest						388.89		
APPLE INC 2.4% DUE 05/03/23	037833AK6	200,000.000	95.33	190,665.20	95.56	191,125.40	2.30	2.51
Accrued Interest						1,186.67		

Barrington Hills Police Pension Fund: Account Aggregate

Portfolio Current Value

by Security Type

					Date 7/31/2015	Account Number	Report Currency USD		
Security Name	Symbol	Units	Unit Cost	Total Cost	Price	Market Value	Percent Asset	Current Yield	
CHEVRON CORP 2.355% DUE 12/05/22	166764AB6	200,000.000	97.15	194,291.39	95.67	191,341.00	2.29	2.46	
Accrued Interest						601.83			
FED HOME LN BK 1.875% DUE 03/13/20	313378J77	500,000.000	97.62	488,118.00	101.29	506,451.00	6.09	1.85	
Accrued Interest						3,645.83			
FEDERAL HOME LOAN BANK 2.125% DUE 06/10/16	313373SZ6	900,000.000	105.91	953,182.09	101.51	913,601.70	10.95	2.09	
Accrued Interest						2,709.38			
FNMA 1.625% DUE 11/27/18	3135G0YT4	500,000.000	100.63	503,165.50	101.45	507,256.50	6.08	1.60	
Accrued Interest						1,446.92			
MICROSOFT CORP 2.375% DUE 05/01/23	594918AT1	200,000.000	98.41	196,818.19	96.81	193,612.80	2.33	2.45	
Accrued Interest						1,187.50			
TENNESSEE VALLEY 1.875% DUE 08/15/22	880591EN8	665,000.000	100.69	669,600.51	97.17	646,181.83	7.79	1.93	
Accrued Interest						5,749.48			
US TREAS NT 0.625% DUE 04/30/18	912828UZ1	755,000.000	98.77	745,703.30	99.20	748,983.40	8.96	0.63	
Accrued Interest						1,179.69			
WAL-MART STORES 1.125% DUE 04/11/18	931142DF7	200,000.000	99.64	199,270.00	99.76	199,513.00	2.39	1.13	
Accrued Interest						687.50			
Money Market Fund		-	-	243,340.75	-	240,340.75	2.87	0.00	
Illinois Funds Money Fund	IPTIP	240,340.750	1.00	243,340.75	1.00	240,340.75	2.87	-	
Total Portfolio		-	-	8,070,403.69	-	8,369,535.40	100.00	1.74	