

Police Pension Board Report 2.2

-Pension Report 2.2

-Investment Report 2.2a

Barrington Hills Police Pension Fund

Monthly Financial Report

For the Month Ended
February 29, 2016

Prepared by:

Lauterbach & Amen, LLP

Barrington Hills Police Pension Fund

Table of Contents

	Starting on Page
Accountant's Compilation Report.....	1-1
Financial Statements	
Statement of Net Position - Modified Cash Basis.....	2-1
Statement of Changes in Net Position - Modified Cash Basis.....	2-2
Other Supplementary Information	
Cash and Investments - Pie Chart.....	3-1
Cash Analysis Report.....	4-1
Cash Analysis Report - Graph.....	5-1
Revenue Report.....	6-1
Expenses - Bar Chart.....	7-1
Expense Report.....	8-1
Member Contribution Report.....	9-1
Payroll Journal.....	10-1
Quarterly Vendor Check Report.....	11-1

Accountants' Compilation Report



March 23, 2016

Members of the Pension Board of Trustees
Barrington Hills Police Pension Fund
Barrington Hills, IL 60010-5102

Management is responsible for the accompanying modified cash basis statement of net position of the Barrington Hills Police Pension Fund as of February 29, 2016 and the related modified cash basis statement of changes in net position for the two months then ended, as referred to in the table of contents. We have performed the compilation engagement in accordance with Statements for Standards and Review Services issued by the American Institute of Certified Public Accountants. We have not audited or reviewed the accompanying financial statements nor were we required to perform any procedures to verify the accuracy or completeness of the information provided by management. Accordingly, we do not express an opinion, a conclusion, nor provide any form of assurance on the financial statements.

Other Matter

The other supplementary information is presented for purposes of additional analysis and is not a required part of the basic financial statements. This information is the representation of management. The information was subject to our compilation engagement. We have not audited or reviewed the other supplementary information nor were we required to perform any procedures to verify the accuracy or completeness of the information provided by management. Accordingly, we do not express an opinion, a conclusion, nor provide any form of assurance on the other supplementary information.

Management has elected to omit substantially all of the disclosures, Management Discussion and Analysis (MD&A), and Required Supplementary Information (RSI) required by the modified cash basis of accounting. If the omitted disclosures were included in the financial statements and other supplementary information, they might influence the user's conclusions about the Pension Fund's assets, liabilities, fund balance, revenues and expenses. Accordingly, these financial statements and other supplementary information are not designed for those who are not informed about such matters.

We are not independent with respect to the Barrington Hills Police Pension Fund.

Cordially,

Lauterbach & Amen, LLP

Financial Statements

Barrington Hills Police Pension Fund
Statement of Net Position - Modified Cash Basis
As of February 29, 2016

Assets

Cash and Cash Equivalents	\$	9,575.00
Investments, at Fair Value		
Money Market Mutual Funds		333,507.83
Illinois Funds		177,827.45
Fixed Income		4,504,821.02
Mutual Funds		3,231,979.21
Total Cash and Investments		<u>8,257,710.51</u>
Accrued Interest		16,200.18
Due from Municipality		18,959.51
Prepays		<u>2,415.00</u>
Total Assets		<u>8,295,285.20</u>

Liabilities

Expenses Due/Unpaid		<u>10,044.72</u>
Total Liabilities		<u>10,044.72</u>

Net Position Held in Trust for Pension Benefits		<u><u>8,285,240.48</u></u>
--	--	----------------------------

Barrington Hills Police Pension Fund
Statement of Changes in Net Position - Modified Cash Basis
For the Two Months Ended February 29, 2016

Additions

Contributions - Employer	\$ 65,203.99	
Contributions - Employee	26,615.50	
Total Contributions	<u>91,819.49</u>	
Investment Income		
Interest and Dividends Earned	10,967.29	
Net Change in Fair Value	<u>(189,124.85)</u>	
Total Investment Income	(178,157.56)	
Less: Investment Expense	<u>(5,986.71)</u>	
Net Investment Income	<u>(184,144.27)</u>	
Total Additions		<u>(92,324.78)</u>

Deductions

Administration	5,693.01	
Benefits and Refunds		
Benefits	71,132.04	
Refunds	<u>0.00</u>	
Total Deductions		<u>76,825.05</u>

Change in Position (169,149.83)

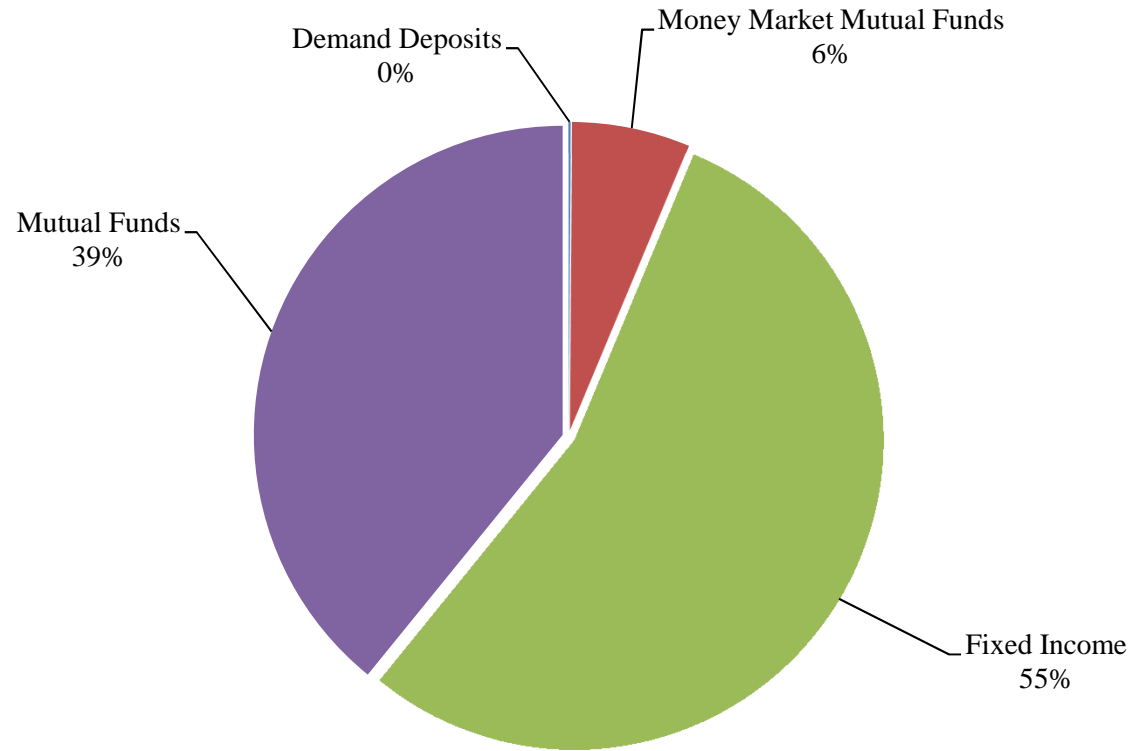
Net Position Held in Trust for Pension Benefits

Beginning of Year		<u>8,454,390.31</u>
End of Period		<u><u>8,285,240.48</u></u>

See Accountants' Compilation Report

Other Supplementary Information

Barrington Hills Police Pension Fund Cash and Investments

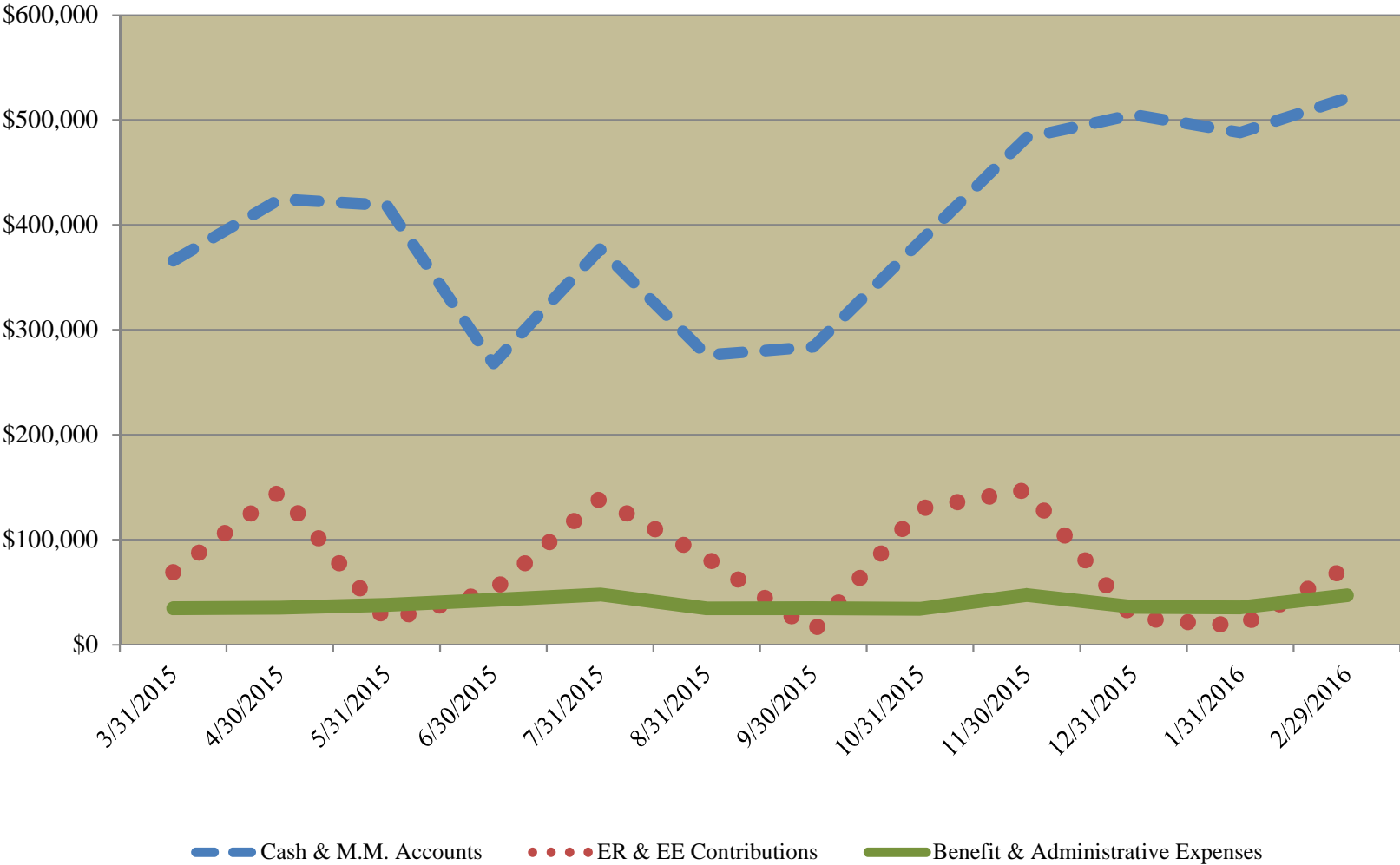


Barrington Hills Police Pension Fund
Cash Analysis Report
For the Twelve Periods Ending February 29, 2016

	3/31/15	4/30/15	5/31/15	6/30/15	7/31/15	8/31/15	9/30/15	10/31/15	11/30/15	12/31/15	1/31/16	2/29/16
<u>Financial Institutions</u>	<u>Balance</u>	<u>Balance</u>	<u>Balance</u>	<u>Balance</u>	<u>Balance</u>	<u>Balance</u>	<u>Balance</u>	<u>Balance</u>	<u>Balance</u>	<u>Balance</u>	<u>Balance</u>	<u>Balance</u>
CK - Harris Bank #321-494-7	9,585	8,845	8,568	9,585	9,727	9,585	10,000	22,394	10,000	9,585	20,840	9,575
CK - Illinois Funds #151600005	37,886	72,405	180,496	110,663	240,341	173,740	101,502	67,551	296,918	284,102	250,802	-
CK - Illinois Funds Reconciling Items	62,509	139,332	16,777	45,010	6,504	6,405	6,405	123,568	6,775	9,565	14,263	-
	<u>109,980</u>	<u>220,581</u>	<u>205,842</u>	<u>165,258</u>	<u>256,572</u>	<u>189,730</u>	<u>117,907</u>	<u>213,514</u>	<u>313,693</u>	<u>303,252</u>	<u>285,905</u>	<u>9,575</u>
MM - Charles Schwab #7469-8825	171,718	172,843	181,680	70,260	70,260	36,137	90,824	91,949	106,506	110,861	110,861	242,095
MM - Charles Schwab #1225-7340	84,323	31,283	31,283	32,516	50,253	50,253	75,293	78,804	63,169	90,881	91,413	91,413
MM - IL Funds/US Bancorp #160000	-	-	-	-	-	-	-	-	-	-	-	115,401
MM - IL Funds/US Bancorp Reconcili	-	-	-	-	-	-	-	-	-	-	-	62,426
	<u>256,041</u>	<u>204,125</u>	<u>212,963</u>	<u>102,776</u>	<u>120,513</u>	<u>86,390</u>	<u>166,118</u>	<u>170,753</u>	<u>169,675</u>	<u>201,742</u>	<u>202,273</u>	<u>511,335</u>
Totals	<u>366,020</u>	<u>424,707</u>	<u>418,805</u>	<u>268,034</u>	<u>377,085</u>	<u>276,120</u>	<u>284,024</u>	<u>384,267</u>	<u>483,367</u>	<u>504,993</u>	<u>488,179</u>	<u>520,910</u>
<u>Contributions</u>												
Current Tax - Village	56,358	132,734	10,558	38,144	126,292	69,980	-	117,532	134,697	12,274	4,604	60,600
Contributions - Current Year	12,699	13,244	12,519	13,891	12,909	12,810	12,810	12,294	12,778	13,279	13,148	13,098
Contributions - Prior Year	-	-	-	-	-	-	-	-	-	-	370	-
	<u>69,057</u>	<u>145,978</u>	<u>23,077</u>	<u>52,035</u>	<u>139,201</u>	<u>82,790</u>	<u>12,810</u>	<u>129,826</u>	<u>147,475</u>	<u>25,552</u>	<u>18,121</u>	<u>73,699</u>
<u>Expenses</u>												
Benefits	34,223	34,223	34,223	34,223	34,223	34,223	34,223	34,223	34,461	34,629	35,566	35,566
Administration	415	1,155	3,597	8,399	13,671	415	415	-	12,842	1,390	-	11,680
	<u>34,638</u>	<u>35,378</u>	<u>37,820</u>	<u>42,622</u>	<u>47,894</u>	<u>34,638</u>	<u>34,638</u>	<u>34,223</u>	<u>47,303</u>	<u>36,019</u>	<u>35,566</u>	<u>47,246</u>
Total Contributions less Expenses	<u>34,418</u>	<u>110,600</u>	<u>(14,743)</u>	<u>9,413</u>	<u>91,308</u>	<u>48,152</u>	<u>(21,828)</u>	<u>95,603</u>	<u>100,172</u>	<u>(10,467)</u>	<u>(17,445)</u>	<u>26,453</u>

See Accountants' Compilation Report

Barrington Hills Police Pension Fund Cash Analysis Summary

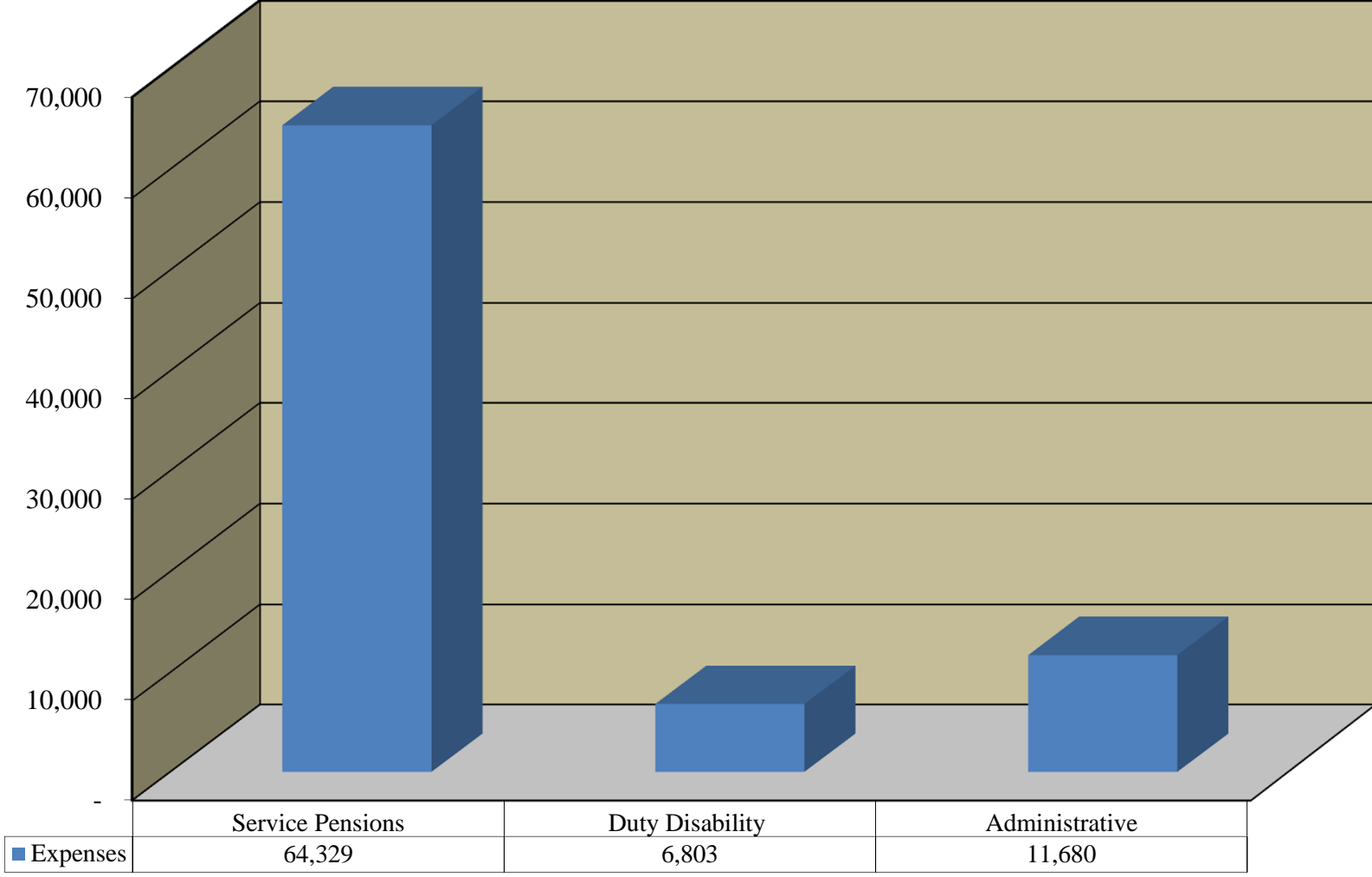


Barrington Hills Police Pension Fund

Revenue Report as of February 29, 2016

	<u>Received this Month</u>	<u>Received this Year</u>
<u>Revenues</u>		
<u>Municipal and Member Contributions</u>		
<u>Municipal Contributions</u>		
41-210-00 - Current Tax - Village	60,600.47	65,203.99
	60,600.47	65,203.99
<u>Member Contributions</u>		
41-410-00 - Contributions - Current Year	13,098.16	26,245.87
41-420-00 - Contributions - Prior Year	0.00	369.63
	13,098.16	26,615.50
Total Municipal and Member Contributions	73,698.63	91,819.49
<u>Investment Income</u>		
<u>Interest and Dividends</u>		
43-103-01 - CK - Illinois Funds #1-516-0000-5798	20.32	69.07
43-106-01 - MM - IL Funds/US Bancorp #1600005798	(23.97)	(23.97)
43-252-01 - Fixed Income - Schwab #7469-8825	6,234.38	6,234.38
43-550-03 - Equity - Schwab #1225-7340	0.00	531.87
	6,278.67	6,859.29
<u>Gains and Losses</u>		
44-252-01 - GL - Fixed Income - Schwab #7469-8825	11,706.86	62,420.55
44-550-03 - GL - Equity - Schwab #1225-7340	(21,890.78)	(251,545.40)
	(10,183.92)	(189,124.85)
<u>Other Income</u>		
45-200-00 - Accrued Interest	(1,119.50)	4,058.00
49-000-01 - Other Income	0.00	50.00
	(1,119.50)	4,108.00
Total Investment Income	(5,024.75)	(178,157.56)
Total Revenues	68,673.88	(86,338.07)

Barrington Hills Police Pension Fund Expenses



Barrington Hills Police Pension Fund

Expense Report as of February 29, 2016

	<u>Expended this Month</u>	<u>Expended this Year</u>
<u>Expenses</u>		
<u>Pensions and Benefits</u>		
51-020-00 - Service Pensions	32,164.68	64,329.36
51-030-00 - Non-Duty Disability Pensions	0.00	0.00
51-040-00 - Duty Disability Pensions	3,401.34	6,802.68
51-050-00 - Occupational Disease Pensions	0.00	0.00
51-060-00 - Surviving Spouse Pensions	0.00	0.00
51-070-00 - Children's Pensions	0.00	0.00
51-080-00 - Parent's Pensions	0.00	0.00
51-090-00 - Handicapped Annuitant Pensions	0.00	0.00
51-100-00 - Refund of Contributions	0.00	0.00
51-110-00 - Transfers to Other Pensions	0.00	0.00
	<u>35,566.02</u>	<u>71,132.04</u>
 <u>Administrative</u>		
<u>Professional Services</u>		
52-170-03 - Accounting & Bookkeeping Services	840.00	840.00
52-170-05 - Legal Services	4,058.01	4,058.01
	<u>4,898.01</u>	<u>4,898.01</u>
 <u>Investment</u>		
52-190-01 - Investment Manager/Advisor Fees	5,986.71	5,986.71
	<u>5,986.71</u>	<u>5,986.71</u>
 <u>Other Expense</u>		
52-290-26 - Association Dues	795.00	795.00
	<u>795.00</u>	<u>795.00</u>
 Total Administrative	 <u>11,679.72</u>	 <u>11,679.72</u>
 Total Expenses	 <u>47,245.74</u>	 <u>82,811.76</u>

See Accountants' Compilation Report

**Barrington Hills Police Pension Fund
Member Contribution Report
As of Month Ended February 29, 2016**

Name	Thru Prior Fiscal Year	Current Fiscal Year	Service Purchase	Refunds	Total Contributions
Baird, Brian D.	\$ 95,579.47	1,511.76	0.00	0.00	97,091.23
Borck, Todd M.	111,280.06	1,773.28	0.00	0.00	113,053.34
Caputo, Dominic V.	128,419.57	1,511.76	0.00	0.00	129,931.33
Colditz, Joseph S.	126,054.19	1,908.36	0.00	0.00	127,962.55
Currie, Jason D.	46,684.28	1,561.31	0.00	0.00	48,245.59
Deutschle, Gary A.	75,256.24	1,511.76	0.00	0.00	76,768.00
Hensler, Jeremy J.	80,270.08	1,511.76	0.00	0.00	81,781.84
Johnson, Mark E.	64,866.25	1,511.76	0.00	0.00	66,378.01
Kann, David M.	111,849.99	1,773.28	0.00	0.00	113,623.27
McKinney, Patrick J.	80,507.21	1,511.76	0.00	0.00	82,018.97
Parada, Sabas N.	72,282.97	1,511.76	0.00	0.00	73,794.73
Riedel, Ronald W.	119,025.22	1,773.28	0.00	0.00	120,798.50
Ruffin, Ronald L.	78,493.07	1,511.76	0.00	0.00	80,004.83
Semelsberger, Richard W.	149,040.28	2,026.60	0.00	0.00	151,066.88
Stokes, Erik E.	107,993.54	1,511.76	369.63	0.00	109,874.93
Underwood, Curt A.	127,848.27	1,823.92	0.00	0.00	129,672.19
Total	1,575,450.69	26,245.87	369.63	0.00	1,602,066.19

Name - Type of Purchase	Service Purchases			Total
	41-420-00 Prior Year Contributions	41-440-00 Interest from Members	41-450-00 Other Member Revenue	
Stokes, Erik E. - 2015 Correction - Principal	369.63	0.00	0.00	369.63
Total	369.63	0.00	0.00	369.63

Batches 19654

Barrington Hills Police Pension Fund

Multiple Batch Report

Check Date 2/29/2016 1

SSN	Family ID	Employee Name Alt Payee Name	ACH	Check #	Net Amount	Member Gross	Federal Tax
<u>Duty Disability</u>							
***-**-1358	100511	Fernandez, Alexander	<input checked="" type="checkbox"/>	0	\$3,401.34	\$3,401.34	\$0.00
				***-**-1358 Subtotal:	\$3,401.34	\$3,401.34	\$0.00
				Duty Disability Subtotal:	\$3,401.34	\$3,401.34	\$0.00
<u>Service</u>							
***-**-1074	100513	Gallagher, Michael B.	<input checked="" type="checkbox"/>	0	\$4,789.44	\$5,770.91	\$981.47
				***-**-1074 Subtotal:	\$4,789.44	\$5,770.91	\$981.47
***-**-2873	103734	Hammelmann, Gary A.	<input checked="" type="checkbox"/>	0	\$5,243.14	\$5,951.73	\$708.59
				***-**-2873 Subtotal:	\$5,243.14	\$5,951.73	\$708.59
***-**-1667	103733	Murphy, Michael N.	<input checked="" type="checkbox"/>	0	\$6,683.72	\$8,404.10	\$1,720.38
				***-**-1667 Subtotal:	\$6,683.72	\$8,404.10	\$1,720.38
***-**-6816	100512	Prinner, Terry L.	<input checked="" type="checkbox"/>	0	\$4,416.95	\$5,356.91	\$939.96
				***-**-6816 Subtotal:	\$4,416.95	\$5,356.91	\$939.96
***-**-0193	100510	Schuld, Alfred W.	<input checked="" type="checkbox"/>	0	\$5,763.04	\$6,681.03	\$917.99
				***-**-0193 Subtotal:	\$5,763.04	\$6,681.03	\$917.99

Batches 19654

Barrington Hills Police Pension Fund

Multiple Batch Report

Check Date 2/29/2016 1

SSN	Family ID	Employee Name Alt Payee Name	ACH	Check #	Net Amount	Member Gross	Federal Tax
Service Subtotal:					\$26,896.29	\$32,164.68	\$5,268.39

Totals

ACH Flag	Payments	Net Payment Total	Gross	Federal Tax
Yes	6	\$30,297.63	\$35,566.02	\$5,268.39
No	0	\$0.00	\$0.00	\$0.00
Grand Total	6	\$30,297.63	\$35,566.02	\$5,268.39

Barrington Hills Police Pension Fund

Vendor Checks Report

Vendor Name	Chk. No.	Check Date	Amount	
LAUTERBACH & AMEN, LLP	30058	12/07/15	975.00	Electronic
Account No.	Description	Amount		
52-170-03	INV#13257 10/15 ACCTG SVC	370.00		
52-170-03	INV#13257 10/15 PAYROLL	45.00		
52-170-03	INV#13672 FYE14 MCR	560.00		
	Subtotal		<u>975.00</u>	
LAUTERBACH & AMEN, LLP	30059	12/28/15	415.00	Electronic
Account No.	Description	Amount		
52-170-03	INV#13827 11/15 ACCTG SVC	370.00		
52-170-03	INV#13827 11/15 PAYROLL	45.00		
	Subtotal		<u>415.00</u>	
IPPPA	30060	02/01/16	795.00	Electronic
Account No.	Description	Amount		
52-290-26	2016 ASSOC DUES	795.00		
ROBBINS SCHWARTZ NICHOLAS LIFTON	30061	02/01/16	4,058.01	Electronic
Account No.	Description	Amount		
52-170-05	INV#265451 LEGAL SVCS	0.00		
52-170-05	BOARD GOVERNANCE	0.00		
52-170-05	BOARD GOVERNANCE PAST DUE	3,170.51		
52-170-05	FINANCE	250.00		
52-170-05	FINANCE PAST DUE	637.50		
WALL & ASSOCIATES	30062	02/01/16	5,986.71	Electronic
Account No.	Description	Amount		
52-190-01	MGMT FEES 4Q15	5,986.71		
	Subtotal		<u>10,839.72</u>	
LAUTERBACH & AMEN, LLP	30063	02/08/16	415.00	Electronic
Account No.	Description	Amount		
52-170-03	INV#14265 12/15 ACCTG SVC	370.00		
52-170-03	INV#14265 12/15 PAYROLL	45.00		
	Subtotal		<u>415.00</u>	
LAUTERBACH & AMEN, LLP	30064	02/26/16	425.00	Electronic
Account No.	Description	Amount		
52-170-03	INV#14602 01/16 ACCTG SVC	380.00		
52-170-03	INV#14602 01/16 PAYROLL	45.00		
	Subtotal		<u>425.00</u>	
	TOTAL		<u><u>13,069.72</u></u>	

Barrington Hills Police Pension Fund: Account Aggregate

Portfolio Current Value

by Security Type

					Date 2/29/2016	Account Number	Report Currency USD		
Security Name	Symbol	Units	Unit Cost	Total Cost	Price	Market Value	Percent Asset	Current Yield	
Cash		-	-	333,507.83	-	333,507.83	4.07	0.00	
Sweep Account		333,507.830	1.00	333,507.83	1.00	333,507.83	4.07	-	
Exchange-Traded Fund		-	-	3,525,669.03	-	3,231,979.21	39.41	1.91	
iShares MSCI EAFE	EFA	9,021.000	65.10	587,231.51	53.63	483,796.23	5.90	3.01	
iShares MSCI Germany	EWG	3,386.000	27.26	92,311.31	23.36	79,096.96	0.96	2.15	
iShares Nasdaq Biotechnology	IBB	244.000	334.16	81,536.06	254.09	61,997.96	0.76	0.04	
iShares US Aerospace & Defense	ITA	620.000	113.79	70,549.79	112.17	69,545.40	0.85	1.09	
iShares US Basic Materials	IYM	1,131.000	74.86	84,670.86	67.60	76,455.60	0.93	2.12	
iShares US Medical Devices	IHI	661.000	123.40	81,569.81	116.28	76,861.08	0.94	1.35	
iShares US Pharmaceuticals	IHE	498.000	164.28	81,811.03	136.16	67,807.68	0.83	1.07	
iShares US Real Estate	IYR	169.000	75.89	12,825.45	71.46	12,076.74	0.15	4.12	
iShares US Telecommunications	IYZ	2,247.000	30.20	67,859.45	29.59	66,488.73	0.81	1.92	
iShares US Utilities	IDU	695.000	106.97	74,343.10	115.16	80,036.20	0.98	3.95	
PowerShares DWA Consumer Staples Mom ETF	PSL	1,301.000	56.81	73,905.62	55.67	72,426.67	0.88	1.20	
PowerShares Dynamic Engy Explr&Prdtn ETF	PXE	1,916.000	26.92	51,583.65	16.76	32,111.01	0.39	3.38	
PowerShares Dynamic Food & Beverage ETF	PBJ	2,169.000	32.83	71,203.56	31.62	68,583.78	0.84	1.26	
PowerShares Dynamic Leisure & Entmnt ETF	PEJ	1,983.000	37.56	74,487.26	34.86	69,127.38	0.84	0.55	
PowerShares NASDAQ Internet ETF	PNQI	1,098.000	82.31	90,379.51	71.86	78,901.40	0.96	0.00	
SPDR® S&P 500 ETF	SPY	439.000	209.82	92,111.90	193.56	84,972.84	1.04	2.17	
SPDR® S&P Homebuilders ETF	XHB	2,046.000	36.48	74,632.09	30.87	63,160.02	0.77	0.55	
SPDR® S&P Insurance ETF	KIE	1,606.000	72.87	117,021.95	65.06	104,486.36	1.27	1.77	

Barrington Hills Police Pension Fund: Account Aggregate

Portfolio Current Value

by Security Type

					Date 2/29/2016	Account Number	Report Currency USD	
Security Name	Symbol	Units	Unit Cost	Total Cost	Price	Market Value	Percent Asset	Current Yield
SPDR® S&P Regional Banking ETF	KRE	2,571.000	45.66	117,394.13	35.07	90,164.97	1.10	2.15
SPDR® S&P Semiconductor ETF	XSD	2,099.000	43.09	90,454.86	41.59	87,297.41	1.06	0.61
Vanguard Consumer Discretionary ETF	VCR	1,761.000	112.50	198,111.74	116.57	205,279.77	2.50	1.39
Vanguard Consumer Staples ETF	VDC	1,111.000	118.69	131,868.97	129.59	143,974.49	1.76	2.54
Vanguard Energy ETF	VDE	1,633.000	120.92	197,455.90	78.21	127,716.93	1.56	3.37
Vanguard Financials ETF	VFH	4,655.000	47.19	219,689.71	43.20	201,096.00	2.45	2.24
Vanguard Health Care ETF	VHT	1,229.000	116.49	143,160.84	119.88	147,332.52	1.80	1.35
Vanguard Industrials ETF	VIS	2,058.000	94.81	195,116.69	98.18	202,054.44	2.46	2.00
Vanguard Information Technology ETF	VGT	3,756.000	93.82	352,382.27	100.94	379,130.64	4.62	1.37
Fixed Income		-	-	4,451,906.82	-	4,520,709.55	55.12	1.38
3M CO 2% DUE 06/26/22	88579YAF8	200,000.000	97.03	194,054.60	99.61	199,226.00	2.44	2.01
Accrued Interest						700.00		
APPLE INC 2.4% DUE 05/03/23	037833AK6	200,000.000	95.33	190,665.20	99.10	198,196.00	2.44	2.42
Accrued Interest						1,573.33		
CHEVRON CORP 2.355% DUE 12/05/22	166764AB6	200,000.000	97.15	194,291.39	95.99	191,976.20	2.35	2.45
Accrued Interest						994.33		
FED HOME LN BK 1.875% DUE 03/13/20	313378J77	500,000.000	97.62	488,118.00	102.47	512,343.00	6.30	1.83
Accrued Interest						4,401.04		
FNMA 1.625% DUE 11/27/18	3135G0YT4	500,000.000	100.63	503,165.50	101.72	508,616.50	6.23	1.60
Accrued Interest						2,076.39		
MICROSOFT CORP 2.375% DUE 05/01/23	594918AT1	200,000.000	98.41	196,818.19	100.44	200,874.40	2.47	2.36

Barrington Hills Police Pension Fund: Account Aggregate

Portfolio Current Value

by Security Type

					Date 2/29/2016	Account Number	Report Currency USD		
Security Name	Symbol	Units	Unit Cost	Total Cost	Price	Market Value	Percent Asset	Current Yield	
Accrued Interest						1,556.94			
TENNESSEE VALLEY 1.875% DUE 08/15/22	880591EN8	665,000.000	100.69	669,600.51	100.64	669,284.60	8.17	1.86	
Accrued Interest						484.90			
US TREAS NT 0.625% DUE 04/30/18	912828UZ1	755,000.000	98.77	745,703.30	99.59	751,933.19	9.19	0.63	
Accrued Interest						1,568.60			
US TREAS NT 0.625% UST NOTE DUE 11/30/17	912828UA6	1,075,000.000	99.56	1,070,220.13	99.70	1,071,808.32	13.09	0.63	
Accrued Interest						1,670.51			
WAL-MART STORES 1.125% DUE 04/11/18	931142DF7	200,000.000	99.64	199,270.00	100.28	200,562.80	2.46	1.12	
Accrued Interest						862.50			
Money Market Fund		-	-	118,401.23	-	115,401.23	1.41	0.00	
Illinois Funds Money Fund	IPTIP	115,401.230	1.00	118,401.23	1.00	115,401.23	1.41	-	
Total Portfolio		-	-	8,429,484.91	-	8,201,597.82	100.00	1.60	

Performance Summary

Net of Fees	Date Range 2/1/2016 - 2/29/2016	Client Name Barrington Hills Police Pension Fund	Account Name ETF Global Equity	Account Number 12257340	Currency USD
--------------------	---	---	--	-----------------------------------	------------------------

Portfolio Summary

Beginning Market Value	3,345,282.69
Beginning Accrued Interest	0.00
Additions	0.00
Withdrawals	0.00
Period Realized Gains/Losses ³	0.00
Period Unrealized Gains/Losses ²	-21,890.77
Interest Income	0.00
Dividend Income	0.00
Management Fees	0.00
Ending Market Value	3,323,391.91
Ending Accrued Interest	0.00
Total Gain after Management Fees	-21,890.78
Time Weighted Return %	-0.65
Benchmark Return %	-0.39
Average Annualized Return %	-
Annualized Benchmark Return %	-

Total Portfolio	1 Mo	3 Mo	YTD	1 Yr	3 Yr	5 Yr
Time Weighted Return % ¹	-0.65	-9.42	-7.02	-10.53	7.10	-
80% R3K & 20% EAFE (net) % ¹	-0.39	-8.12	-6.33	-9.33	8.10	-
+/- Benchmark %	-0.26	-1.30	-0.69	-1.20	-1.00	-
65% R3K & 35% EAFE % ¹	-0.66	-8.50	-6.82	-10.44	6.64	-
+/- Benchmark %	0.01	-0.92	-0.20	-0.09	0.46	-
S&P 500 TR USD % ¹	-0.13	-6.59	-5.09	-6.19	10.75	-
+/- Benchmark %	-0.52	-2.83	-1.93	-4.34	-3.65	-

1. Returns are annualized for periods greater than 1 year.

2. Period Unrealized Gains/Losses--Unrealized Gains/Losses of all securities held in account(s) based on market values at the end of the day before the first date of the report. For purchases made during the report period, the unrealized gain/loss is based on cost basis of those purchases.

3. Period Realized Gains/Losses--Realized Gains/Losses generated by all closing positions during the report period based on market value at the end of the day before the first date of the report. For purchases made during the report period, the realized gain/loss is based on cost basis of those purchases.

Performance Summary

Net of Fees	Date Range 2/1/2016 - 2/29/2016	Client Name Barrington Hills Police Pension Fund	Account Name Fixed Income	Account Number 74698825	Currency USD
-------------	---	---	-------------------------------------	-----------------------------------	------------------------

Portfolio Summary

Beginning Market Value	4,603,781.49
Beginning Accrued Interest	17,339.94
Additions	125,000.00
Withdrawals	0.00
Period Realized Gains/Losses ³	0.00
Period Unrealized Gains/Losses ²	11,900.26
Interest Income	6,234.38
Dividend Income	0.00
Management Fees	0.00
Ending Market Value	4,746,916.14
Ending Accrued Interest	15,888.54
Total Gain after Management Fees	16,683.25
Time Weighted Return %	0.36
Benchmark Return %	0.49
Average Annualized Return %	-
Annualized Benchmark Return %	-

Total Portfolio	1 Mo	3 Mo	YTD	1 Yr	3 Yr	5 Yr
Time Weighted Return % ¹	0.36	1.42	1.68	2.27	1.44	2.48
Barclays US Govt/Credit Interm TR USD % ¹	0.49	1.38	1.72	1.83	1.63	2.85
+/- Benchmark %	-0.12	0.04	-0.04	0.44	-0.20	-0.38
Barclays US Agency Interm TR USD % ¹	0.23	1.08	1.29	1.91	1.29	1.86
+/- Benchmark %	0.13	0.34	0.39	0.37	0.14	0.62
Barclays US Agg Interm TR USD % ¹	0.45	1.46	1.71	2.07	1.98	3.00
+/- Benchmark %	-0.09	-0.05	-0.03	0.21	-0.55	-0.52

1. Returns are annualized for periods greater than 1 year.

2. Period Unrealized Gains/Losses--Unrealized Gains/Losses of all securities held in account(s) based on market values at the end of the day before the first date of the report. For purchases made during the report period, the unrealized gain/loss is based on cost basis of those purchases.

3. Period Realized Gains/Losses--Realized Gains/Losses generated by all closing positions during the report period based on market value at the end of the day before the first date of the report. For purchases made during the report period, the realized gain/loss is based on cost basis of those purchases.

Performance Summary

Net of Fees	Date Range 2/1/2016 - 2/29/2016	Client Name Barrington Hills Police Pension Fund	Account Name Account Aggregate	Account Number	Currency USD
-------------	---	---	--	-----------------------	------------------------

Portfolio Summary

Beginning Market Value	8,199,866.61
Beginning Accrued Interest	17,339.94
Additions	156,522.24
Withdrawals	-160,981.02
Period Realized Gains/Losses ³	0.00
Period Unrealized Gains/Losses ²	-9,990.51
Interest Income	6,278.67
Dividend Income	0.00
Management Fees	-5,986.71
Ending Market Value	8,185,709.28
Ending Accrued Interest	15,888.54
Total Gain after Management Fees	-11,149.95
Time Weighted Return %	-0.06
Benchmark Return %	0.22
Average Annualized Return %	-
Annualized Benchmark Return %	-

Total Portfolio	1 Mo	3 Mo	YTD	1 Yr	3 Yr	5 Yr
Time Weighted Return % ¹	-0.06	-3.29	-2.07	-3.37	3.00	3.18
40% S&P 500 55% BC Inter. Gov. Credit & 5% TBills % ¹	0.22	-1.90	-1.10	-1.34	5.27	5.75
+/- Benchmark %	-0.28	-1.39	-0.97	-2.02	-2.27	-2.57

1. Returns are annualized for periods greater than 1 year.

2. Period Unrealized Gains/Losses--Unrealized Gains/Losses of all securities held in account(s) based on market values at the end of the day before the first date of the report. For purchases made during the report period, the unrealized gain/loss is based on cost basis of those purchases.

3. Period Realized Gains/Losses--Realized Gains/Losses generated by all closing positions during the report period based on market value at the end of the day before the first date of the report. For purchases made during the report period, the realized gain/loss is based on cost basis of those purchases.