

# Police Pension Board Report 2.2

-Pension Report 2.2

-Investment Report 2.2a

# Barrington Hills Police Pension Fund

---

Monthly Financial Report

For the Month Ended

July 31, 2016

---

Prepared By



Lauterbach & Amen, LLP

CERTIFIED PUBLIC ACCOUNTANTS

27W457 WARRENVILLE RD • WARRENVILLE, ILLINOIS 60555

PHONE 630.393.1483 • FAX 630.393.2516

[www.lauterbachamen.com](http://www.lauterbachamen.com)

# Barrington Hills Police Pension Fund

## Table of Contents

	Starting on Page
Accountants' Compilation Report.....	1-1
Financial Statements	
Statement of Net Position - Modified Cash Basis.....	2-1
Statement of Changes in Net Position - Modified Cash Basis.....	2-2
Other Supplementary Information	
Cash & Investments - Pie Chart.....	3-1
Cash Analysis Report.....	4-1
Cash Analysis Summary - Graph.....	5-1
Revenue Report.....	6-1
Expenses - Bar Chart.....	7-1
Expense Report.....	8-1
Member Contribution Report.....	9-1
Payroll Batch Report.....	10-1
Quarterly Vendor Check Report.....	11-1



---

## Accountants' Compilation Report

---



August 12, 2016

Barrington Hills Police Pension Fund  
112 Algonquin Road  
Barrington Hills, IL 60010-5102

To Members of the Pension Board:

Management is responsible for the accompanying modified cash basis statement of net position of the Barrington Hills Police Pension Fund as of July 31, 2016 and the related modified cash basis statement of changes in net position for the seven months then ended, as referred to in the table of contents. We have performed the compilation engagement in accordance with Statements for Standards and Review Services issued by the American Institute of Certified Public Accountants. We have not audited or reviewed the accompanying financial statements nor were we required to perform any procedures to verify the accuracy or completeness of the information provided by management. Accordingly, we do not express an opinion, a conclusion, nor provide any form of assurance on the financial statements.

Other Matter

The other supplementary information is presented for purposes of additional analysis and is not a required part of the basic financial statements. This information is the representation of management. The information was subject to our compilation engagement. We have not audited or reviewed the other supplementary information nor were we required to perform any procedures to verify the accuracy or completeness of the information provided by management. Accordingly, we do not express an opinion, a conclusion, nor provide any form of assurance on the other supplementary information.

Management has elected to omit substantially all of the disclosures, Management Discussion and Analysis (MD&A), and Required Supplementary Information (RSI) required by the modified cash basis of accounting. If the omitted disclosures were included in the financial statements and other supplementary information, they might influence the user's conclusions about the Pension Fund's assets, liabilities, fund balance, revenues and expenses. Accordingly, these financial statements and other supplementary information are not designed for those who are not informed about such matters.

We are not independent with respect to the Barrington Hills Police Pension Fund.

Cordially,

A handwritten signature in black ink that reads "Lauterbach &amp; Amen, LLP".

Lauterbach & Amen, LLP



---

## Financial Statements

---

**Barrington Hills Police Pension Fund**  
**Statement of Net Position - Modified Cash Basis**  
**As of July 31, 2016**

**Assets**

Cash and Cash Equivalents	\$	22,520.19
Investments at Fair Market Value		
Money Market Mutual Funds		126,712.12
Illinois Funds		285,634.17
Fixed Income		4,756,320.60
Mutual Funds		3,882,928.59
Total Cash and Investments		9,074,115.67
Accrued Interest		17,608.22
Due from Municipality		18,959.51
Prepays		2,415.00
<b>Total Assets</b>		<b>9,113,098.40</b>

**Liabilities**

Expenses Due/Unpaid		10,044.72
<b>Total Liabilities</b>		<b>10,044.72</b>

<b>Net Position Held in Trust for Pension Benefits</b>		<b>9,103,053.68</b>
--	--	---------------------

**Barrington Hills Police Pension Fund**  
**Statement of Changes in Net Position - Modified Cash Basis**  
**For the Seven Months Ended July 31, 2016**

**Additions**

Contributions - Municipal	\$ 466,247.32
Contributions - Members	93,568.06
Total Contributions	559,815.38
Investment Income	
Interest and Dividends Earned	82,826.01
Net Change in Fair Value	282,650.90
Total Investment Income	365,476.91
Less Investment Expense	(12,088.48)
Net Investment Income	353,388.43
<b>Total Additions</b>	<b>913,203.81</b>

**Deductions**

Administration	14,740.69
Pension Benefits and Refunds	
Pension Benefits	248,962.14
Refunds	837.61
Total Deductions	<b>264,540.44</b>

**Change in Position** **648,663.37**

**Net Position Held in Trust for Pension Benefits**

Beginning of Year	8,454,390.31
<b>End of Period</b>	<b>9,103,053.68</b>



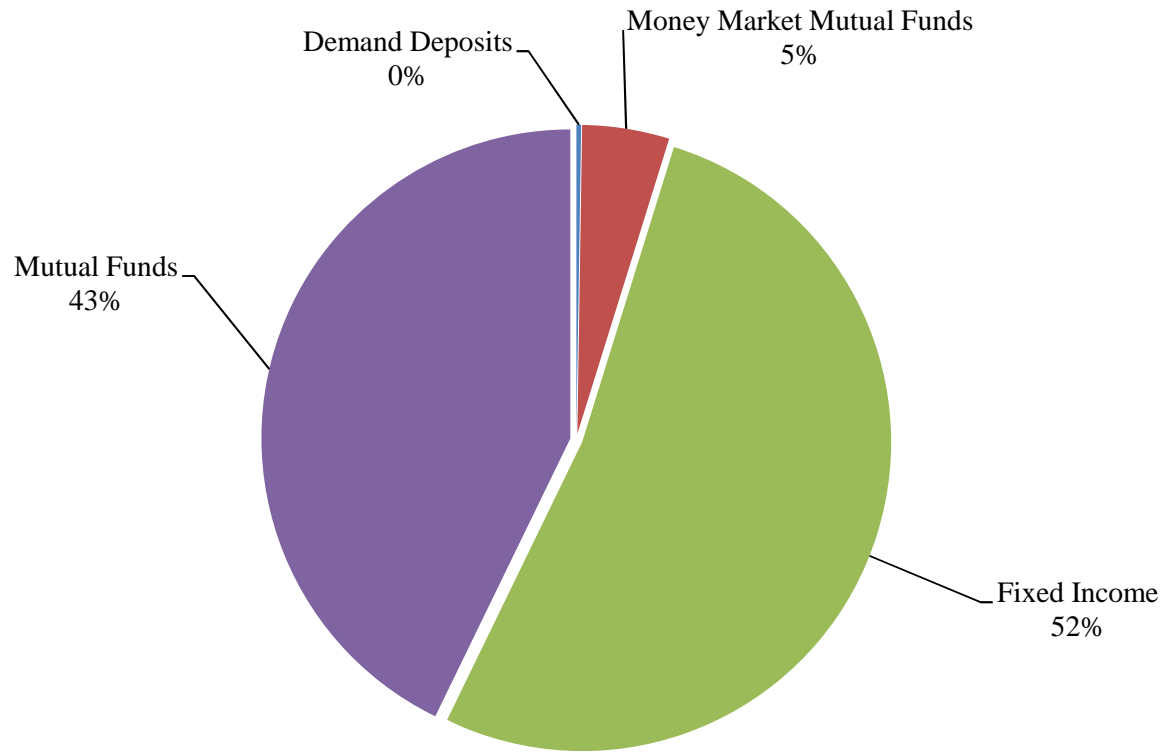


---

## Other Supplementary Information

---

## Barrington Hills Police Pension Fund Cash and Investments

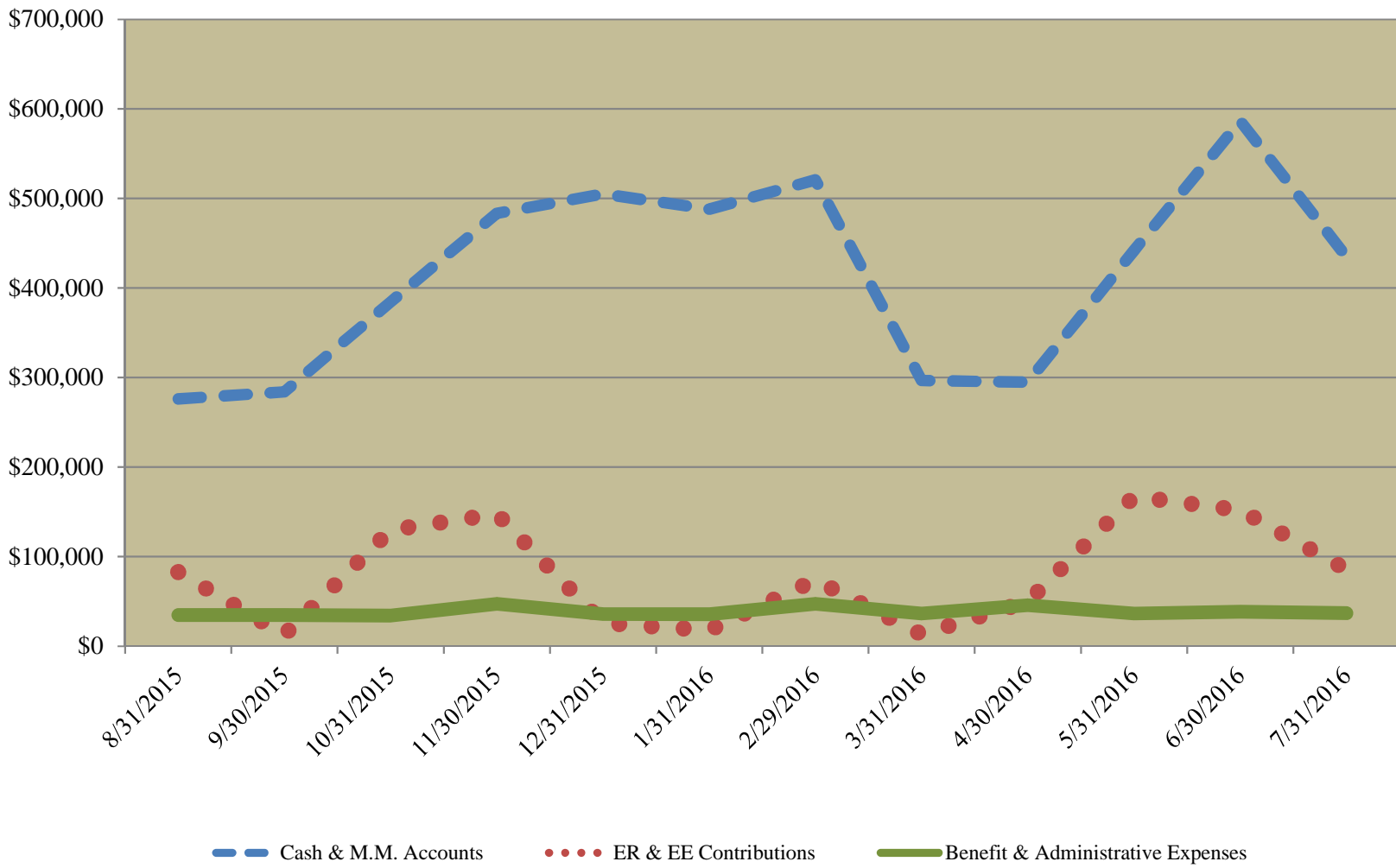


## Barrington Hills Police Pension Fund Cash Analysis Report For the Twelve Periods Ending July 31, 2016

<u>Financial Institutions</u>		<u>08/31/15</u>	<u>09/30/15</u>	<u>10/31/15</u>	<u>11/30/15</u>	<u>12/31/15</u>	<u>01/31/16</u>	<u>02/29/16</u>	<u>03/31/16</u>	<u>04/30/16</u>	<u>05/31/16</u>	<u>06/30/16</u>	<u>07/31/16</u>
Harris Bank - CK	#321-494-7	\$ 9,585	10,000	22,394	10,000	9,585	20,840	9,575	10,000	350	13,934	7,261	22,520
		9,585	10,000	22,394	10,000	9,585	20,840	9,575	10,000	350	13,934	7,261	22,520
Schwab - MM	#7469-8825	36,137	90,824	91,949	106,506	110,861	110,861	242,095	46,783	47,908	62,464	220,452	18,661
Schwab - MM	#1225-7340	50,253	75,293	78,804	63,169	90,881	91,413	91,413	85,450	78,567	80,274	106,396	108,051
IL Funds - CK	#151600005798	173,740	101,502	67,551	296,918	284,102	250,802	-	-	-	-	-	-
IL Funds - CK	Reconciling Items	6,405	6,405	123,568	6,775	9,565	14,263	-	-	-	-	-	-
IL Funds/US Bancorp - MM	#1600005798	-	-	-	-	-	-	115,401	78,597	154,404	285,429	123,134	213,335
IL Funds/US Bancorp - MM	Reconciling	-	-	-	-	-	-	62,426	75,772	13,742	-	129,093	72,299
		266,535	274,024	361,872	473,367	495,408	467,339	511,335	286,603	294,621	428,167	579,074	412,346
<b>Total</b>		<b>276,120</b>	<b>284,024</b>	<b>384,266</b>	<b>483,367</b>	<b>504,993</b>	<b>488,179</b>	<b>520,910</b>	<b>296,603</b>	<b>294,971</b>	<b>442,101</b>	<b>586,335</b>	<b>434,866</b>
<b>Contributions</b>													
Current Tax - Village		69,980	-	117,532	134,697	12,274	4,604	60,600	-	36,176	154,527	138,041	72,299
Contributions - Current Year		12,810	12,810	12,294	12,778	13,279	13,148	13,098	13,346	13,742	12,720	13,947	13,197
Contributions - Prior Year		-	-	-	-	-	370	-	-	-	-	-	-
		82,790	12,810	129,826	147,475	25,553	18,122	73,698	13,346	49,918	167,247	151,988	85,496
<b>Expenses</b>													
Pension Benefits		34,223	34,223	34,223	34,461	34,629	35,566	35,566	35,566	35,566	35,566	35,566	35,566
Refunds/Transfers of Service		-	-	-	-	-	-	-	838	-	-	-	-
Administration		415	415	-	12,842	1,390	-	11,680	-	10,260	850	2,739	1,300
		34,638	34,638	34,223	47,303	36,019	35,566	47,246	36,404	45,826	36,416	38,305	36,866
<b>Total Contributions less Expenses</b>		<b>48,152</b>	<b>(21,828)</b>	<b>95,603</b>	<b>100,172</b>	<b>(10,466)</b>	<b>(17,444)</b>	<b>26,452</b>	<b>(23,058)</b>	<b>4,092</b>	<b>130,831</b>	<b>113,683</b>	<b>48,630</b>

See Accountants' Compilation Report

## Barrington Hills Police Pension Fund Cash Analysis Summary

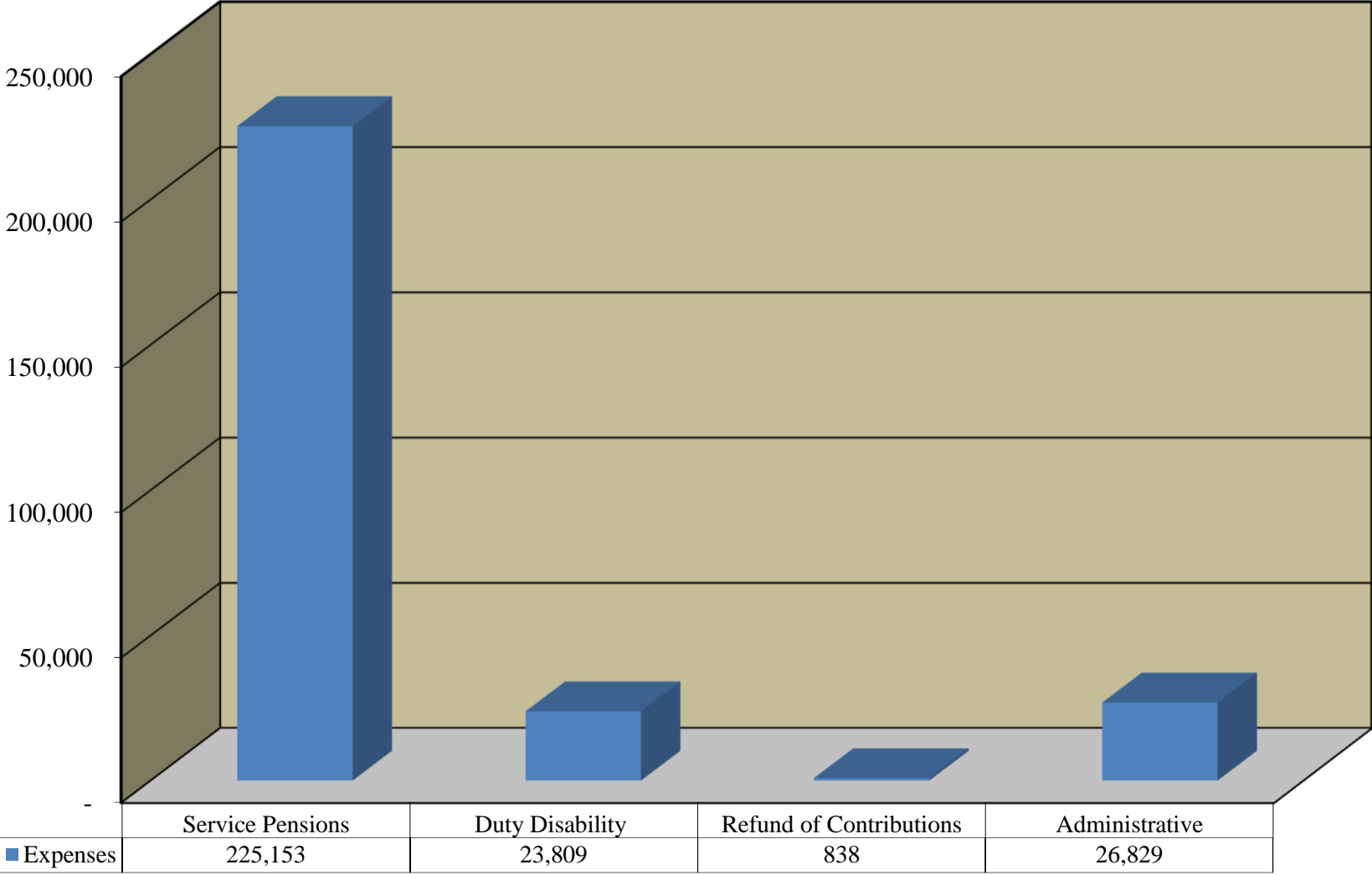


# Barrington Hills Police Pension Fund

## Revenue Report as of July 31, 2016

	<b><u>Received this Month</u></b>	<b><u>Received this Year</u></b>
<b><u>Contributions</u></b>		
Contributions - Municipal		
41-210-00 - Current Tax - Village	\$ 72,299.33	466,247.32
	<u>72,299.33</u>	<u>466,247.32</u>
Contributions - Members		
41-410-00 - Contributions - Current Year	13,197.26	93,198.43
41-420-00 - Contributions - Prior Year	0.00	369.63
	<u>13,197.26</u>	<u>93,568.06</u>
<b>Total Contributions</b>	<b><u>85,496.59</u></b>	<b><u>559,815.38</u></b>
<b><u>Investment Income</u></b>		
Interest and Dividends		
43-103-01 - Illinois Funds - Money Market #151600005798	0.00	69.07
43-106-01 - Illinois Funds/US Bancorp - Money Market #1600005798	36.78	229.50
43-252-01 - Schwab - Fixed Income #7469-8825	1.30	30,960.51
43-550-03 - Schwab - Stock Equities #1225-7340	1,655.65	46,050.89
	<u>1,693.73</u>	<u>77,309.97</u>
Gains and Losses		
44-252-01 - Schwab - Fixed Income #7469-8825	(1,295.28)	112,127.40
44-550-03 - Schwab - Stock Equities #1225-7340	164,920.78	170,523.50
	<u>163,625.50</u>	<u>282,650.90</u>
Other Income		
45-200-00 - Accrued Interest	5,493.13	5,466.04
49-000-01 - Other Income	0.00	50.00
	<u>5,493.13</u>	<u>5,516.04</u>
<b>Total Investment Income</b>	<b><u>170,812.36</u></b>	<b><u>365,476.91</u></b>
<b>Total Revenue</b>	<b><u>256,308.95</u></b>	<b><u>925,292.29</u></b>

# Barrington Hills Police Pension Fund Expenses



## Barrington Hills Police Pension Fund Expense Report as of July 31, 2016

	<u>Expended this Month</u>	<u>Expended this Year</u>
<b><u>Pensions and Benefits</u></b>		
51-020-00 - Service Pensions	\$ 32,164.68	225,152.76
51-040-00 - Duty Disability Pensions	3,401.34	23,809.38
51-100-00 - Refund of Contributions	0.00	837.61
<b>Total Pensions and Benefits</b>	<b><u>35,566.02</u></b>	<b><u>249,799.75</u></b>
<b><u>Administrative</u></b>		
Professional Services		
52-170-03 - Accounting & Bookkeeping Services	1,300.00	3,600.00
52-170-04 - Medical Services	0.00	1,138.00
52-170-05 - Legal Services	0.00	6,856.55
	<u>1,300.00</u>	<u>11,594.55</u>
Investment		
52-190-01 - Investment Manager/Advisor Fees	0.00	12,088.48
	<u>0.00</u>	<u>12,088.48</u>
Other Expense		
52-290-25 - Conference/Seminar Fees	0.00	750.00
52-290-26 - Association Dues	0.00	795.00
52-290-34 - IDOI Filing Fee Expense	0.00	1,601.14
	<u>0.00</u>	<u>3,146.14</u>
<b>Total Administrative</b>	<b><u>1,300.00</u></b>	<b><u>26,829.17</u></b>
<b>Total Expenses</b>	<b><u>36,866.02</u></b>	<b><u>276,628.92</u></b>

**Barrington Hills Police Pension Fund**  
**Member Contribution Report**  
**As of Month Ended July 31, 2016**

Name	Thru Prior Fiscal Year	Current Fiscal Year	Service Purchase	Refunds	Total Contributions
Baird, Brian D.	\$ 95,579.47	5,291.16	0.00	0.00	100,870.63
Borck, Todd M.	111,280.06	6,330.36	0.00	0.00	117,610.42
Caputo, Dominic V.	128,419.57	5,489.37	0.00	0.00	133,908.94
Colditz, Joseph S.	126,054.19	6,679.26	0.00	0.00	132,733.45
Currie, Jason D.	46,684.28	5,340.71	0.00	0.00	52,024.99
Deutschle, Gary A.	75,256.24	5,291.16	0.00	0.00	80,547.40
Hensler, Jeremy J.	80,270.08	5,390.26	0.00	0.00	85,660.34
Johnson, Mark E.	64,866.25	5,340.71	0.00	0.00	70,206.96
Kann, David M.	111,849.99	6,330.36	0.00	0.00	118,180.35
McKinney, Patrick J.	80,507.21	5,390.26	0.00	0.00	85,897.47
Parada, Sabas N.	72,282.97	5,390.26	0.00	0.00	77,673.23
Riedel, Ronald W.	119,025.22	6,330.36	0.00	0.00	125,355.58
Ruffin, Ronald L.	78,493.07	5,390.26	0.00	0.00	83,883.33
Semelsberger, Richard W.	149,040.28	7,291.30	0.00	0.00	156,331.58
Stokes, Erik E.	107,993.54	5,415.04	369.63	0.00	113,778.21
Underwood, Curt A.	127,848.27	6,507.60	0.00	0.00	134,355.87
	1,575,450.69	93,198.43	369.63	0.00	1,669,018.75

Terminated/Removed Members

Hoffelt, Vivian	837.61	0.00	0.00	(837.61)	0.00
<b>Total</b>	<b>1,576,288.30</b>	<b>93,198.43</b>	<b>369.63</b>	<b>(837.61)</b>	<b>1,669,018.75</b>

Service Purchases

Name - Type of Purchase	41-420-00 Prior Year Contributions	41-440-00 Interest from Members	41-450-00 Other Member Revenue	Total
Stokes, Erik E. - 2015 Correction - Principal	369.63	0.00	0.00	369.63
<b>Total</b>	<b>369.63</b>	<b>0.00</b>	<b>0.00</b>	<b>369.63</b>



Batches 21347

Barrington Hills Police Pension Fund

Multiple Batch Report

Check Date 7/29/2016

SSN	Family ID	Employee Name Alt Payee Name	ACH	Check #	Net Amount	Member Gross	Federal Tax
<u>Duty Disability</u>							
***-**-1358	100511	Fernandez, Alexander	<input checked="" type="checkbox"/>	0	\$3,401.34	\$3,401.34	\$0.00
		***-**-1358 Subtotal:			\$3,401.34	\$3,401.34	\$0.00
		Duty Disability Subtotal:			\$3,401.34	\$3,401.34	\$0.00
<u>Service</u>							
***-**-1074	100513	Gallagher, Michael B.	<input checked="" type="checkbox"/>	0	\$4,789.44	\$5,770.91	\$981.47
		***-**-1074 Subtotal:			\$4,789.44	\$5,770.91	\$981.47
***-**-2873	103734	Hammelmann, Gary A.	<input checked="" type="checkbox"/>	0	\$5,243.14	\$5,951.73	\$708.59
		***-**-2873 Subtotal:			\$5,243.14	\$5,951.73	\$708.59
***-**-1667	103733	Murphy, Michael N.	<input checked="" type="checkbox"/>	0	\$6,683.72	\$8,404.10	\$1,720.38
		***-**-1667 Subtotal:			\$6,683.72	\$8,404.10	\$1,720.38
***-**-6816	100512	Prinner, Terry L.	<input checked="" type="checkbox"/>	0	\$4,416.95	\$5,356.91	\$939.96
		***-**-6816 Subtotal:			\$4,416.95	\$5,356.91	\$939.96
***-**-0193	100510	Schuld, Alfred W.	<input checked="" type="checkbox"/>	0	\$5,763.04	\$6,681.03	\$917.99
		***-**-0193 Subtotal:			\$5,763.04	\$6,681.03	\$917.99

Batches 21347

Barrington Hills Police Pension Fund

Multiple Batch Report

Check Date 7/29/2016

SSN	Family ID	Employee Name Alt Payee Name	ACH	Check #	Net Amount	Member Gross	Federal Tax
Service Subtotal:					\$26,896.29	\$32,164.68	\$5,268.39

Totals

ACH Flag	Payments	Net Payment Total	Gross	Federal Tax
Yes	6	\$30,297.63	\$35,566.02	\$5,268.39
No	0	\$0.00	\$0.00	\$0.00
Grand Total	6	\$30,297.63	\$35,566.02	\$5,268.39

**Barrington Hills Police Pension Fund**  
**Quarterly Vendor Check Report**

All Bank Accounts  
 May 1, 2016 - July 31, 2016

Date	Check Number	Vendor Name	Invoice Amount	Check Amount
05/23/16	30069	<b>LAUTERBACH &amp; AMEN, LLP</b> 52-170-03 INV#15580 03/16 ACCTG SVC 52-170-03 INV#15580 03/16 PAYROLL	380.00 45.00	<u>425.00</u>
		<b>ACH Amount (Direct Deposit)</b>		<u>425.00</u>
05/27/16	30070	<b>LAUTERBACH &amp; AMEN, LLP</b> 52-170-03 INV#15984 04/16 ACCTG SVC 52-170-03 INV#15984 04/16 PAYROLL	380.00 45.00	<u>425.00</u>
		<b>ACH Amount (Direct Deposit)</b>		<u>425.00</u>
06/22/16	30071	<b>ILLINOIS BONE &amp; JOINT INSTITUTE</b> 52-170-04 IME 5/27/16 FERNANDEZ,A	1,138.00	<u>1,138.00</u>
		<b>Check Amount</b>		<u>1,138.00</u>
06/23/16	30072	<b>ILLINOIS STATE TREASURER</b> 52-290-34 FY17 DOI CMPL F91968	1,601.14	<u>1,601.14</u>
		<b>Check Amount</b>		<u>1,601.14</u>
07/18/16	30073	<b>Lauterbach &amp; Amen, LLP</b> 52-170-03 #16346 05/16 Accounting Services 52-170-03 #16346 05/16 Payroll Services 52-170-03 #15503 Fye15 Workpapers	380.00 45.00 450.00	<u>875.00</u>
		<b>ACH Amount (Direct Deposit)</b>		<u>875.00</u>
07/28/16	30075	<b>Lauterbach &amp; Amen, LLP</b> 52-170-03 #16795 06/16 Accounting Services 52-170-03 #16795 06/16 Payroll Services	380.00 45.00	<u>425.00</u>
		<b>ACH Amount (Direct Deposit)</b>		<u>425.00</u>
07/29/16	30074	<b>Internal Revenue Service</b> 20-230-00 Internal Revenue Service	5,268.39	<u>5,268.39</u>
		<b>ACH Amount (Direct Deposit)</b>		<u>5,268.39</u>
		<b>Total Payments</b>		<u><u>10,157.53</u></u>

# Performance Summary

Net of Fees	<b>Date Range</b> 7/1/2016 - 7/31/2016	<b>Client Name</b> Barrington Hills Police Pension Fund	<b>Account Name</b> Aggregated Accounts	<b>Account Number</b>	<b>Currency</b> USD
-------------	---	---	--	-----------------------	------------------------

## Portfolio Summary

Beginning Market Value	8,723,812.35
Beginning Accrued Interest	11,912.89
Additions	142,289.91
Withdrawals	-52,125.35
Period Realized Gains/Losses <sup>3</sup>	0.00
Period Unrealized Gains/Losses <sup>2</sup>	163,918.83
Interest Income	-254.48
Dividend Income	1,654.88
Management Fees	0.00
Ending Market Value	8,979,296.13
Ending Accrued Interest	17,652.92
Total Gain after Management Fees	171,059.25
Time Weighted Return %	1.96
Benchmark Return %	1.63
Average Annualized Return %	-
Annualized Benchmark Return %	-

Total Portfolio	1 Mo	3 Mo	YTD	1 Yr	3 Yr	5 Yr
Time Weighted Return % <sup>1</sup>	1.96	2.91	4.38	2.44	4.50	4.92
40% S&P 500 55% BC Inter. Gov. Credit & 5% TBills % <sup>1</sup>	1.63	3.21	5.57	4.85	6.17	6.89
+/- Benchmark %	0.33	-0.30	-1.19	-2.41	-1.67	-1.97

1. Returns are annualized for periods greater than 1 year.

2. Period Unrealized Gains/Losses--Unrealized Gains/Losses of all securities held in account(s) based on market values at the end of the day before the first date of the report. For purchases made during the report period, the unrealized gain/loss is based on cost basis of those purchases.

3. Period Realized Gains/Losses--Realized Gains/Losses generated by all closing positions during the report period based on market value at the end of the day before the first date of the report. For purchases made during the report period, the realized gain/loss is based on cost basis of those purchases.

## Barrington Hills Police Pension Fund: Aggragated Accounts

### Portfolio Current Value

by Security Type

				Date		Account Number	Report Currency	
				7/31/2016			USD	
Security Name	Symbol	Units	Unit Cost	Total Cost	Price	Market Value	Percent Asset	Current Yield
<b>Cash</b>		-	-	<b>126,712.12</b>	-	<b>126,712.12</b>	<b>1.41</b>	<b>0.00</b>
Sweep Account		126,712.120	1.00	126,712.12	1.00	126,712.12	1.41	-
<b>Exchange-Traded Fund</b>		-	-	<b>3,616,561.00</b>	-	<b>3,882,928.59</b>	<b>43.16</b>	<b>2.32</b>
First Trust Cnsmr Staples AlphaDEX® ETF	FXG	3,150.000	45.73	144,065.07	49.07	154,570.50	1.72	1.58
First Trust Materials AlphaDEX® ETF	FXZ	1,402.000	31.33	43,931.09	34.34	48,137.67	0.54	1.22
First Trust Utilities AlphaDEX® ETF	FXU	3,445.000	25.51	87,875.40	27.44	94,530.80	1.05	2.60
Guggenheim S&P 500® Eq Wt Technology ETF	RYT	2,227.000	92.11	205,125.41	100.50	223,813.50	2.49	1.43
iShares Global Tech	IXN	1,896.000	99.03	187,769.83	105.39	199,819.44	2.22	1.15
iShares MSCI EAFE	EFA	6,514.000	63.81	415,629.98	58.04	378,039.99	4.20	2.89
iShares MSCI Germany	EWG	7,246.000	25.51	184,838.47	25.65	185,859.90	2.07	2.39
iShares US Basic Materials	IYM	608.000	74.86	45,517.14	80.20	48,761.60	0.54	1.74
iShares US Energy	IYE	2,856.000	35.98	102,757.83	37.53	107,185.68	1.19	2.69
iShares US Home Construction	ITB	4,254.000	26.35	112,097.60	28.95	123,153.30	1.37	0.38
iShares US Telecommunications	IYZ	1,953.000	30.27	59,112.33	34.47	67,319.91	0.75	1.51
PowerShares KBW High Div Yld Fincl ETF	KBWD	9,495.000	21.01	199,497.00	21.77	206,732.74	2.30	8.67
SPDR® S&P Health Care Services ETF	XHS	3,171.000	54.32	172,246.89	58.92	186,844.83	2.08	0.19
SPDR® S&P Transportation ETF	XTN	2,593.000	43.24	112,129.75	46.63	120,911.59	1.34	0.67
Vanguard Consumer Discretionary ETF	VCR	2,140.000	113.68	243,273.84	127.87	273,641.80	3.04	1.94
Vanguard Consumer Staples ETF	VDC	1,084.000	130.51	141,473.53	140.71	152,529.64	1.70	3.33
Vanguard Energy ETF	VDE	1,163.000	99.06	115,205.71	93.29	108,496.27	1.21	4.13
Vanguard Financials ETF	VFH	6,530.000	45.94	300,005.26	49.21	321,341.30	3.57	2.17

# Barrington Hills Police Pension Fund: Aggragated Accounts

## Portfolio Current Value

by Security Type

					Date 7/31/2016	Account Number	Report Currency USD	
Security Name	Symbol	Units	Unit Cost	Total Cost	Price	Market Value	Percent Asset	Current Yield
Vanguard Health Care ETF	VHT	2,078.000	118.57	246,395.62	137.56	285,849.68	3.18	1.78
Vanguard Industrials ETF	VIS	1,703.000	97.01	165,205.79	110.35	187,926.05	2.09	2.67
Vanguard Information Technology ETF	VGT	3,537.000	93.98	332,407.47	115.20	407,462.40	4.53	1.86
<b>Fixed Income</b>		<b>-</b>	<b>-</b>	<b>4,653,406.22</b>	<b>-</b>	<b>4,773,973.50</b>	<b>53.06</b>	<b>1.40</b>
3M CO 2% DUE 06/26/22	88579YAF8	200,000.000	97.03	194,054.60	102.45	204,897.20	2.28	1.95
Accrued Interest						388.89		
APPLE INC 2.4% DUE 05/03/23	037833AK6	200,000.000	95.33	190,665.20	102.80	205,602.20	2.30	2.33
Accrued Interest						1,186.67		
CHEVRON CORP 2.355% DUE 12/05/22	166764AB6	200,000.000	97.15	194,291.39	102.02	204,041.60	2.27	2.31
Accrued Interest						601.83		
FED HOME LN BK 1.875% DUE 03/13/20	313378J77	500,000.000	97.62	488,118.00	103.12	515,584.00	5.77	1.82
Accrued Interest						3,645.83		
FNMA 1.625% DUE 11/27/18	313560YT4	500,000.000	100.63	503,165.50	101.86	509,316.50	5.68	1.60
Accrued Interest						1,444.44		
MICROSOFT CORP 2.375% DUE 05/01/23	594918AT1	200,000.000	98.41	196,818.19	102.64	205,283.40	2.29	2.31
Accrued Interest						1,187.50		
ORACLE CORP 2.4% DUE 09/15/23	68389XBL8	200,000.000	100.75	201,499.40	100.84	201,688.60	2.25	2.38
Accrued Interest						426.67		
TENNESSEE VALLEY 1.875% DUE 08/15/22	880591EN8	665,000.000	100.69	669,600.51	102.16	679,351.36	7.62	1.84
Accrued Interest						5,784.11		
US TREAS NT 0.625% DUE 04/30/18	912828UZ1	755,000.000	98.77	745,703.30	99.94	754,528.12	8.40	0.63

# Barrington Hills Police Pension Fund: Aggragated Accounts

## Portfolio Current Value

by Security Type

					Date 7/31/2016	Account Number	Report Currency USD		
Security Name	Symbol	Units	Unit Cost	Total Cost	Price	Market Value	Percent Asset	Current Yield	
Accrued Interest						1,179.69			
US TREAS NT 0.625% UST NOTE DUE 11/30/17	912828UA6	1,075,000.000	99.56	1,070,220.13	100.00	1,075,000.00	11.96	0.63	
Accrued Interest						1,119.79			
WAL-MART STORES 1.125% DUE 04/11/18	931142DF7	200,000.000	99.64	199,270.00	100.51	201,027.60	2.24	1.12	
Accrued Interest						687.50			
<b>Money Market Fund</b>		-	-	<b>216,324.84</b>	-	<b>213,334.84</b>	<b>2.37</b>	<b>0.00</b>	
Illinois Funds Money Fund	IPTIP	213,334.840	1.01	216,324.84	1.00	213,334.84	2.37	-	
<b>Total Portfolio</b>		-	-	<b>8,613,004.18</b>	-	<b>8,996,949.05</b>	<b>100.00</b>	<b>1.82</b>	

# Performance Summary

Net of Fees	<b>Date Range</b> 7/1/2016 - 7/31/2016	<b>Client Name</b> Barrington Hills Police Pension Fund	<b>Account Name</b> Board Liquidity	<b>Account Number</b>	<b>Currency</b> USD
-------------	---	---	--	-----------------------	------------------------

## Portfolio Summary

Beginning Market Value	123,133.50
Beginning Accrued Interest	0.00
Additions	142,289.91
Withdrawals	-52,125.35
Period Realized Gains/Losses <sup>3</sup>	0.00
Period Unrealized Gains/Losses <sup>2</sup>	0.00
Interest Income	36.78
Dividend Income	0.00
Management Fees	0.00
Ending Market Value	213,334.84
Ending Accrued Interest	0.00
Total Gain after Management Fees	36.78
Time Weighted Return %	0.02
Benchmark Return %	0.02
Average Annualized Return %	-
Annualized Benchmark Return %	-

Total Portfolio	1 Mo	3 Mo	YTD	1 Yr	3 Yr	5 Yr
Time Weighted Return % <sup>1</sup>	0.02	0.06	0.18	0.21	0.08	-
Citi Treasury Bill 3 Mon USD % <sup>1</sup>	0.02	0.06	0.14	0.16	0.07	-
+/- Benchmark %	0.00	0.00	0.04	0.05	0.01	-

1. Returns are annualized for periods greater than 1 year.

2. Period Unrealized Gains/Losses--Unrealized Gains/Losses of all securities held in account(s) based on market values at the end of the day before the first date of the report. For purchases made during the report period, the unrealized gain/loss is based on cost basis of those purchases.

3. Period Realized Gains/Losses--Realized Gains/Losses generated by all closing positions during the report period based on market value at the end of the day before the first date of the report. For purchases made during the report period, the realized gain/loss is based on cost basis of those purchases.



# Barrington Hills Police Pension Fund: Board Liquidity

## Portfolio Current Value

by Security Type

Date  
7/31/2016

Account Number

Report Currency  
USD

Security Name	Symbol	Units	Unit Cost	Total Cost	Price	Market Value	Percent Asset	Current Yield
<b>Money Market Fund</b>		-	-	<b>216,324.84</b>	-	<b>213,334.84</b>	<b>100.00</b>	<b>0.00</b>
Illinois Funds Money Fund	IPTIP	213,334.840	1.01	216,324.84	1.00	213,334.84	100.00	-
<b>Total Portfolio</b>		-	-	<b>216,324.84</b>	-	<b>213,334.84</b>	<b>100.00</b>	<b>0.00</b>

# Performance Summary

<b>Net of Fees</b>	<b>Date Range</b> 7/1/2016 - 7/31/2016	<b>Client Name</b> Barrington Hills Police Pension Fund	<b>Account Name</b> ETF Global Equity	<b>Account Number</b> 12257340	<b>Currency</b> USD
--------------------	---	---	--	-----------------------------------	------------------------

## Portfolio Summary

Beginning Market Value	3,824,403.40
Beginning Accrued Interest	0.00
Additions	0.00
Withdrawals	0.00
Period Realized Gains/Losses <sup>3</sup>	0.00
Period Unrealized Gains/Losses <sup>2</sup>	164,920.78
Interest Income	0.77
Dividend Income	1,654.88
Management Fees	0.00
Ending Market Value	3,990,979.83
Ending Accrued Interest	0.00
Total Gain after Management Fees	166,576.43
Time Weighted Return %	4.36
Benchmark Return %	4.19
Average Annualized Return %	-
Annualized Benchmark Return %	-

Total Portfolio	1 Mo	3 Mo	YTD	1 Yr	3 Yr	5 Yr
Time Weighted Return % <sup>1</sup>	4.36	5.41	5.44	0.57	7.90	-
80% R3K & 20% EAFE (net) % <sup>1</sup>	4.19	4.96	6.26	1.97	8.86	-
+/- Benchmark %	0.17	0.45	-0.82	-1.40	-0.96	-
65% R3K & 35% EAFE % <sup>1</sup>	4.35	4.14	5.16	0.14	7.57	-
+/- Benchmark %	0.00	1.27	0.29	0.43	0.33	-
S&P 500 TR USD % <sup>1</sup>	3.69	5.82	7.66	5.61	11.15	-
+/- Benchmark %	0.67	-0.41	-2.22	-5.04	-3.26	-

1. Returns are annualized for periods greater than 1 year.

2. Period Unrealized Gains/Losses--Unrealized Gains/Losses of all securities held in account(s) based on market values at the end of the day before the first date of the report. For purchases made during the report period, the unrealized gain/loss is based on cost basis of those purchases.

3. Period Realized Gains/Losses--Realized Gains/Losses generated by all closing positions during the report period based on market value at the end of the day before the first date of the report. For purchases made during the report period, the realized gain/loss is based on cost basis of those purchases.

# Barrington Hills Police Pension Fund: ETF Global Equity

## Portfolio Current Value

by Security Type

					Date	Account Number	Report Currency		
					7/31/2016	12257340	USD		
Security Name	Symbol	Units	Unit Cost	Total Cost	Price	Market Value	Percent Asset	Current Yield	
<b>Cash</b>		-	-	<b>108,051.24</b>	-	<b>108,051.24</b>	<b>2.71</b>	<b>0.00</b>	
Sweep Account		108,051.240	1.00	108,051.24	1.00	108,051.24	2.71	-	
<b>Exchange-Traded Fund</b>		-	-	<b>3,616,561.00</b>	-	<b>3,882,928.59</b>	<b>97.29</b>	<b>2.32</b>	
First Trust Cnsmr Staples AlphaDEX® ETF	FXG	3,150.000	45.73	144,065.07	49.07	154,570.50	3.87	1.58	
First Trust Materials AlphaDEX® ETF	FXZ	1,402.000	31.33	43,931.09	34.34	48,137.67	1.21	1.22	
First Trust Utilities AlphaDEX® ETF	FXU	3,445.000	25.51	87,875.40	27.44	94,530.80	2.37	2.60	
Guggenheim S&P 500® Eq Wt Technology ETF	RYT	2,227.000	92.11	205,125.41	100.50	223,813.50	5.61	1.43	
iShares Global Tech	IXN	1,896.000	99.03	187,769.83	105.39	199,819.44	5.01	1.15	
iShares MSCI EAFE	EFA	6,514.000	63.81	415,629.98	58.04	378,039.99	9.47	2.89	
iShares MSCI Germany	EWG	7,246.000	25.51	184,838.47	25.65	185,859.90	4.66	2.39	
iShares US Basic Materials	IYM	608.000	74.86	45,517.14	80.20	48,761.60	1.22	1.74	
iShares US Energy	IYE	2,856.000	35.98	102,757.83	37.53	107,185.68	2.69	2.69	
iShares US Home Construction	ITB	4,254.000	26.35	112,097.60	28.95	123,153.30	3.09	0.38	
iShares US Telecommunications	IYZ	1,953.000	30.27	59,112.33	34.47	67,319.91	1.69	1.51	
PowerShares KBW High Div Yld Fincl ETF	KBWD	9,495.000	21.01	199,497.00	21.77	206,732.74	5.18	8.67	
SPDR® S&P Health Care Services ETF	XHS	3,171.000	54.32	172,246.89	58.92	186,844.83	4.68	0.19	
SPDR® S&P Transportation ETF	XTN	2,593.000	43.24	112,129.75	46.63	120,911.59	3.03	0.67	
Vanguard Consumer Discretionary ETF	VCR	2,140.000	113.68	243,273.84	127.87	273,641.80	6.86	1.94	
Vanguard Consumer Staples ETF	VDC	1,084.000	130.51	141,473.53	140.71	152,529.64	3.82	3.33	
Vanguard Energy ETF	VDE	1,163.000	99.06	115,205.71	93.29	108,496.27	2.72	4.13	
Vanguard Financials ETF	VFH	6,530.000	45.94	300,005.26	49.21	321,341.30	8.05	2.17	

# Barrington Hills Police Pension Fund: ETF Global Equity

## Portfolio Current Value

by Security Type

**Date**  
7/31/2016

**Account Number**  
12257340

**Report Currency**  
USD

Security Name	Symbol	Units	Unit Cost	Total Cost	Price	Market Value	Percent Asset	Current Yield
Vanguard Health Care ETF	VHT	2,078.000	118.57	246,395.62	137.56	285,849.68	7.16	1.78
Vanguard Industrials ETF	VIS	1,703.000	97.01	165,205.79	110.35	187,926.05	4.71	2.67
Vanguard Information Technology ETF	VGT	3,537.000	93.98	332,407.47	115.20	407,462.40	10.21	1.86
<b>Total Portfolio</b>		-	-	<b>3,724,612.24</b>	-	<b>3,990,979.83</b>	<b>100.00</b>	<b>2.32</b>

# Performance Summary

Net of Fees	<b>Date Range</b> 7/1/2016 - 7/31/2016	<b>Client Name</b> Barrington Hills Police Pension Fund	<b>Account Name</b> Fixed Income	<b>Account Number</b> 74698825	<b>Currency</b> USD
-------------	---	---	-------------------------------------	-----------------------------------	------------------------

## Portfolio Summary

Beginning Market Value	4,776,275.45
Beginning Accrued Interest	11,912.89
Additions	0.00
Withdrawals	0.00
Period Realized Gains/Losses <sup>3</sup>	0.00
Period Unrealized Gains/Losses <sup>2</sup>	-1,001.95
Interest Income	-292.03
Dividend Income	0.00
Management Fees	0.00
Ending Market Value	4,774,981.46
Ending Accrued Interest	17,652.92
Total Gain after Management Fees	4,446.04
Time Weighted Return %	0.09
Benchmark Return %	0.28
Average Annualized Return %	-
Annualized Benchmark Return %	-

Total Portfolio	1 Mo	3 Mo	YTD	1 Yr	3 Yr	5 Yr
Time Weighted Return % <sup>1</sup>	0.09	1.01	3.38	3.70	2.67	2.20
Barclays US Govt/Credit Interm TR USD % <sup>1</sup>	0.28	1.60	4.36	4.25	2.94	2.66
+/- Benchmark %	-0.19	-0.59	-0.98	-0.55	-0.27	-0.46
Barclays US Agency Interm TR USD % <sup>1</sup>	0.00	0.73	2.27	2.29	1.93	1.62
+/- Benchmark %	0.09	0.28	1.11	1.41	0.75	0.59
Barclays US Agg Interm TR USD % <sup>1</sup>	0.27	1.47	4.06	4.17	3.27	2.76
+/- Benchmark %	-0.18	-0.46	-0.67	-0.47	-0.60	-0.56

1. Returns are annualized for periods greater than 1 year.

2. Period Unrealized Gains/Losses--Unrealized Gains/Losses of all securities held in account(s) based on market values at the end of the day before the first date of the report. For purchases made during the report period, the unrealized gain/loss is based on cost basis of those purchases.

3. Period Realized Gains/Losses--Realized Gains/Losses generated by all closing positions during the report period based on market value at the end of the day before the first date of the report. For purchases made during the report period, the realized gain/loss is based on cost basis of those purchases.

# Barrington Hills Police Pension Fund: Fixed Income

## Portfolio Current Value

by Security Type

Date  
7/31/2016

Account Number  
74698825

Report Currency  
USD

Security Name	Symbol	Units	Unit Cost	Total Cost	Price	Market Value	Percent Asset	Current Yield
<b>Cash</b>		-	-	<b>18,660.88</b>	-	<b>18,660.88</b>	<b>0.39</b>	<b>0.00</b>
Sweep Account		18,660.880	1.00	18,660.88	1.00	18,660.88	0.39	-
<b>Fixed Income</b>		-	-	<b>4,653,406.22</b>	-	<b>4,773,973.50</b>	<b>99.61</b>	<b>1.40</b>
3M CO 2% DUE 06/26/22	88579YAF8	200,000.000	97.03	194,054.60	102.45	204,897.20	4.28	1.95
Accrued Interest						388.89		
APPLE INC 2.4% DUE 05/03/23	037833AK6	200,000.000	95.33	190,665.20	102.80	205,602.20	4.31	2.33
Accrued Interest						1,186.67		
CHEVRON CORP 2.355% DUE 12/05/22	166764AB6	200,000.000	97.15	194,291.39	102.02	204,041.60	4.27	2.31
Accrued Interest						601.83		
FED HOME LN BK 1.875% DUE 03/13/20	313378J77	500,000.000	97.62	488,118.00	103.12	515,584.00	10.83	1.82
Accrued Interest						3,645.83		
FNMA 1.625% DUE 11/27/18	3135G0YT4	500,000.000	100.63	503,165.50	101.86	509,316.50	10.66	1.60
Accrued Interest						1,444.44		
MICROSOFT CORP 2.375% DUE 05/01/23	594918AT1	200,000.000	98.41	196,818.19	102.64	205,283.40	4.31	2.31
Accrued Interest						1,187.50		
ORACLE CORP 2.4% DUE 09/15/23	68389XBL8	200,000.000	100.75	201,499.40	100.84	201,688.60	4.22	2.38
Accrued Interest						426.67		
TENNESSEE VALLEY 1.875% DUE 08/15/22	880591EN8	665,000.000	100.69	669,600.51	102.16	679,351.36	14.30	1.84
Accrued Interest						5,784.11		
US TREAS NT 0.625% DUE 04/30/18	912828UZ1	755,000.000	98.77	745,703.30	99.94	754,528.12	15.77	0.63
Accrued Interest						1,179.69		

# Barrington Hills Police Pension Fund: Fixed Income

## Portfolio Current Value

by Security Type

**Date**  
7/31/2016

**Account Number**  
74698825

**Report Currency**  
USD

Security Name	Symbol	Units	Unit Cost	Total Cost	Price	Market Value	Percent Asset	Current Yield
US TREAS NT 0.625% UST NOTE DUE 11/30/17	912828UA6	1,075,000.000	99.56	1,070,220.13	100.00	1,075,000.00	22.45	0.63
Accrued Interest						1,119.79		
WAL-MART STORES 1.125% DUE 04/11/18	931142DF7	200,000.000	99.64	199,270.00	100.51	201,027.60	4.21	1.12
Accrued Interest						687.50		
<b>Total Portfolio</b>		<b>-</b>	<b>-</b>	<b>4,672,067.10</b>	<b>-</b>	<b>4,792,634.38</b>	<b>100.00</b>	<b>1.40</b>